



Conseil des Services du District de
Manitoulin-Sudbury
District Services Board

Manitoulin-Sudbury District Services Board

2021 Homelessness Enumeration Summary Report

November 2021

This report was created for the Manitoulin-Sudbury District Services Board with the help of the Sault Ste. Marie Innovation Centre's Acorn Information Solutions.



Conseil des Services du District de
Manitoulin-Sudbury
District Services Board

Contents

Executive Summary	1
Background	2
Methodology	3
2018 Homelessness Enumeration	3
2021 Homelessness Enumeration	3
COVID-19 Restrictions	4
Manitoulin-Sudbury Service Area	4
Service Providers	6
PiT Survey	7
Results	9
2018 Summary	9
2021 Summary	9
Tally Sheets	9
Survey Summary	9
Age and Gender	11
Sexual Orientation	11
Chronicity of Homelessness	12
Shelter Use	12
Housing Loss	13
Racial Identity, Indigenous Identity	13
Veteran Status and Foster Care	13
Health Challenges	14
Sources of Income	15
Education	15
Challenges to Finding Housing	15
By-Name-List Registry	16
Discussion	17
Limitations	17
Conclusion	18
Acknowledgements	18
Appendix A – Survey	20
Appendix B – Registry for By-Name-List	33
Appendix C – Tally Sheet	39
Appendix D – Ballot Entry	40
Appendix E – Sample Poster	41

Executive Summary

The 2021 Homelessness Enumeration utilized the Point-in-Time (PiT) Count method to identify the number of individuals experiencing homelessness on a single night in the Manitoulin-Sudbury District Services Board (Manitoulin-Sudbury DSB) service area. This enumeration also involved the start of the By-Name-List (BNL), which is meant to assist the Manitoulin-Sudbury DSB in prioritizing and assisting those looking for housing services. This report provides the methodology used to conduct the enumeration and the BNL as well as a summary of the findings, the limitations, and overall conclusions regarding the enumeration.

It should be noted that the PiT Count method used in the 2021 enumeration is different from the enumeration conducted in 2018, where a period prevalence count method was used, therefore it is difficult to directly compare the results from the previous study. In addition, the COVID-19 pandemic introduced some challenges in reaching out and engaging with community members across the service area, potentially impacting resulting numbers.

The PiT Count was carried out over the week of October 4th to October 8th, 2021. While many service providers expressed interest in assisting, ultimately there was low participation and difficulty getting responses in many communities throughout the service area. Surveys submitted came from Chapleau and Espanola and were completed by Manitoulin-Sudbury DSB staff.

In total, 22 surveys were submitted, with 4 surveys screened out for a total of 18 completed surveys. Of those 18 surveys, 15 participants agreed to register on the BNL. While the number of responses does not provide the full picture of homelessness in the Manitoulin-Sudbury DSB service area, there were key findings that can be used to assist in directing program planning and the efforts to reduce and ultimately end homelessness.

Key findings from this enumeration include that most people were unsure of where they were staying the night of the PiT Count; most participants indicated they had experienced homeless for between 6 to 12 months (27.8%); most participants indicated facing a mental health issue (72.2%) or illness or medical condition (66.7%); and the most common challenges participants faced in finding housing related to rent being too high (77.8%), being low income (61.1%), or poor housing conditions (50.0%).

The results from this enumeration, while not the true picture of homelessness, can still be used to evaluate current procedures in place to assist individuals experiencing homelessness. Further, the results can help assist in coordinating the efforts of service providers to close the gaps identified and work towards the goal of ending homelessness in the Manitoulin-Sudbury DSB.

Background

In accordance with section 19.1 of the *Housing Services Act, 2011* (the "Act"), the Ministry of Municipal Affairs and Housing (MMAH) directed Service Managers across Ontario to conduct an enumeration of people who are experiencing homelessness in their service areas. In partnership with the Canadian Alliance to End Homelessness (CAEH), MMAH mandated service managers throughout Ontario to carry out a Point-in-Time (PiT) Count as well as develop a By-Name List (BNL).

The enumeration was initially conducted in 2018 and proposed to continue every two years thereafter. After reviewing the 2018 enumeration, the government delayed the next iteration until 2021 to reassess the approach and provide firmer guidelines in order to get more accurate data. The 2021 iteration also introduced the development of a BNL to help track and prioritize individuals who require services related to stable housing.

The results from the enumeration will be used to assist program planning with respect to homelessness prevention. The BNL will help connect people to services and work to prioritize their needs and obtain stable housing, in addition to providing opportunities for agencies to evaluate the overlap of care. It is important to be aware that comparison to past enumerations should be made with caution as changes to the methodology have been made since 2018.

Methodology

2018 Homelessness Enumeration

In 2018, the homelessness enumeration utilized the period prevalence count method and was carried out in Espanola, Little Current, Mindemoya, Noëlville, Markstay, Chapleau and Foleyet. The 2018 enumeration was conducted with the help of a research team from Laurentian University that participated in the surveying of participants. The enumeration also involved the use of magnet events, such as community dinners provided to low-income people, to encourage participation. The enumeration was conducted between April 12th and 16th, 2018.¹

2021 Homelessness Enumeration

The Manitoulin-Sudbury District Services Board (Manitoulin-Sudbury DSB) contacted the Sault Ste. Marie Innovation Centre (SSMIC) to help develop and implement the 2021 homelessness enumeration. The enumeration was conducted October 4th to October 8th, 2021 and used the combined Registry Week/Point-in-Time (PiT) Count methodology covering the whole of the Manitoulin-Sudbury DSB service area. The combined methodology involves a multi-day attempt to enumerate people who are experiencing homelessness, which is also used to generate the BNL. That is, the PiT Count involves counting the number of individuals who indicate they are homeless on a particular night as well as a survey to collect more information about their circumstances of homelessness. Participants are then asked about registering on the BNL, which will help identify and focus support on those who are most vulnerable to help them attain permanent housing.

For this enumeration, homelessness includes people who are:

1. Unsheltered;
2. Emergency sheltered; and
3. Provisionally accommodated.

Unsheltered homeless could include living on the streets or in places not intended for human habitation, such as vehicles or abandoned buildings.² Emergency shelters include overnight shelters for people experiencing homelessness and Violence Against Women shelters. It also can include families or individuals who have received hotel/motel vouchers in lieu of shelter beds. People with provisional accommodation have no fixed address and are staying in accommodation that is temporary or lacks the security of tenure. Examples include staying with family or friends, couch surfing, squatting,

¹ Carol KAUPPI, Henri PALLARD, Emily FARIES, Phyllis MONTGOMERY, Michael HANKARD. (2018). Homelessness in Manitoulin-Sudbury: 2018 Enumeration. Report prepared for the Manitoulin-Sudbury District Services Board, October 2018. Centre for Research in Social Justice and Policy, Laurentian University, Sudbury, Ontario.

² Ministry of Municipal Affairs and Housing (2021). *Service Manager Guidelines: By-Name List Implementation and Homelessness Enumeration*. Retrieved from <https://files.ontario.ca/mmah-service-manager-guidelines-by-name-list-implementation-homeless-enumeration-en-2021-08-03.pdf>

sleeping in overcrowded spaces, tied to accommodation, homelessness upon release from institutionalization or bush camps.²

The PiT Count methodology is explained in detail on page 7.

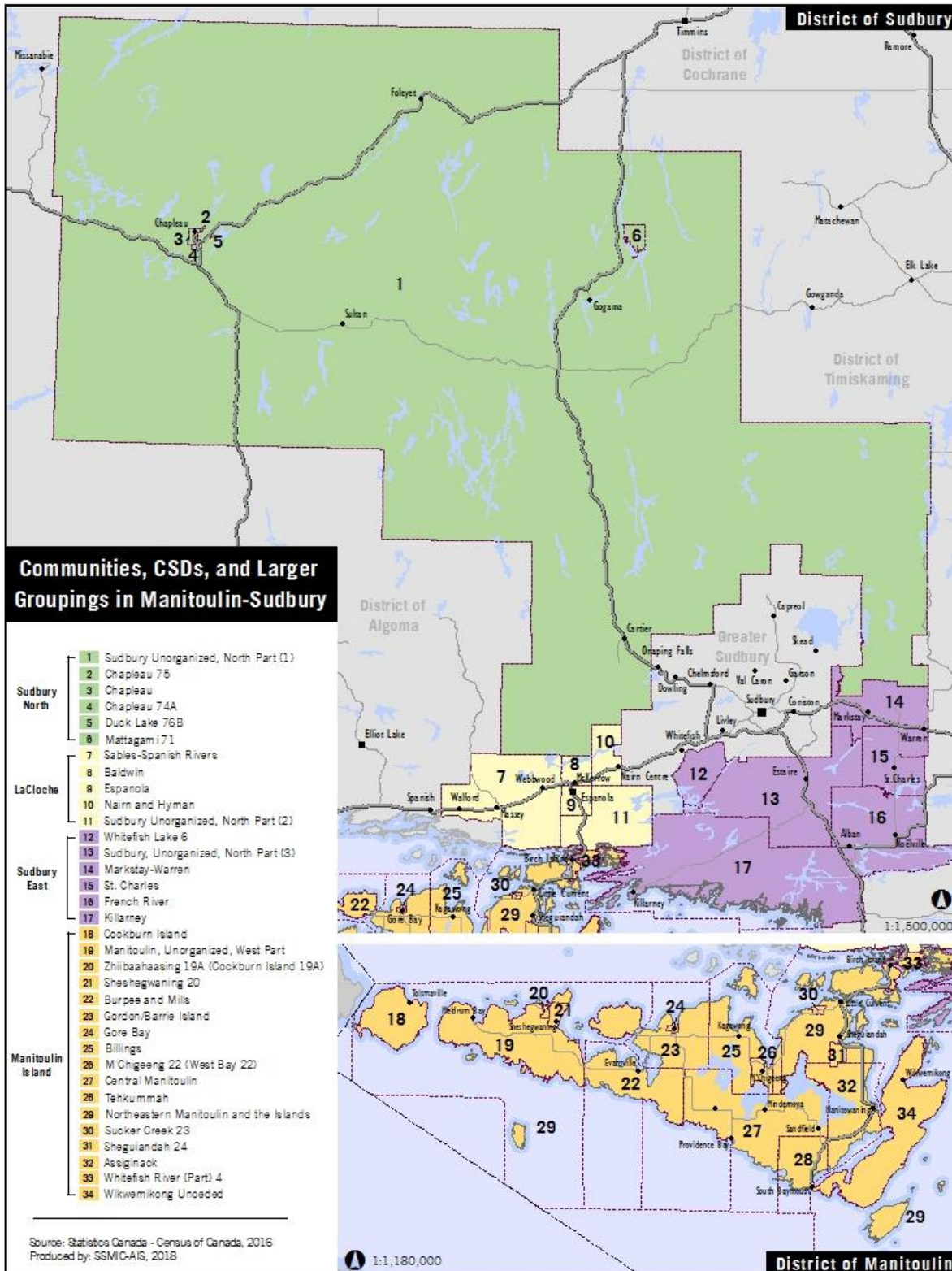
COVID-19 Restrictions

At the time of the enumeration, Ontario was in Step 3 of the Roadmap to Reopen. As such, there were still some restrictions in terms of the number of people that could safely gather for organized public events, both outdoors and indoors. Additionally, on September 22nd, 2021, proof of vaccination status was required for select indoor public settings. Given these considerations, no magnet events were used to promote the enumeration. Participating service providers were also advised to not go outside these restrictions to enumerate and be conscious of the current protocols in place with respect to the COVID-19 pandemic.

Manitoulin-Sudbury Service Area

Figure 1 shows the communities that fall within the Manitoulin-Sudbury DSB service area. The service area includes 18 incorporated municipalities, twelve First Nation Reserves and the unincorporated townships that form the geographic districts of Sudbury and Manitoulin. The Manitoulin-Sudbury DSB can also be divided into four neighbourhoods, or Large Community Groupings, of Manitoulin Island, LaCloche, Sudbury North and Sudbury East (Figure 1).

FIGURE 1: MANITOULIN-SUDBURY DSB SERVICE AREA



Service Providers

To determine which agencies should be contacted and invited to participate in the enumeration, the Manitoulin-Sudbury DSB provided a list of current service providers, which was reviewed for services related to homelessness or housing assessment. In addition, 211 (<https://211ontario.ca/>) was used to determine if there were any missed providers in the Manitoulin-Sudbury DSB area. From a list of 113 services providers, the Manitoulin-Sudbury DSB reviewed and identified key organizations that either worked directly with people in the community with respect to housing services, or who had expressed interest in helping with the enumeration process. The Manitoulin-Sudbury DSB was also tasked with engaging with Indigenous organizations directly, to participate in the enumeration. After review, 82 agencies were identified and contacted about participating in the enumeration.

Given the large geographic spread of the Manitoulin-Sudbury DSB service area, participation from as many service providers as possible was crucial for the successful implementation of the enumeration. An invitation to participate was sent from SSMIC on behalf of the Manitoulin-Sudbury DSB to the providers identified at the end of August 2021. Training was provided during the week of September 27th, 2021. Four virtual training sessions were offered, and participating providers could select the date and time that worked best with their schedule. Training was scheduled for 2 hours, and all participating providers were provided with a training manual that explained the enumeration process in detail and provided links to digital copies of enumeration materials (i.e., consent forms, posters, survey, etc.). In total, 25 individuals from 9 organizations attended training.

The four virtual sessions included training on the following topics:

- The purpose of the enumeration
- Confidentiality
- Consent
- Questionnaire pre-screening
- How to complete the questionnaire
- Tally sheets
- Safety

PiT Survey

The PiT Count has two components:

1. The Count

This involves counting the number of people experiencing homelessness on a single night. While this method does not capture everyone who experiences homelessness over time, it provides an estimated snapshot of the extent of homelessness in the Manitoulin-Sudbury service area, on a given night.

2. The Survey

This involves collecting information from people experiencing homelessness by asking questions with regards to the circumstances surrounding their homelessness.

For the Manitoulin-Sudbury DSB, the 2021 enumeration took place Monday, October 4th to Friday, October 8th, 2021. The PiT Count is the first night of the combined PiT/Registry Week, which was Monday, October 4th. As such, regardless of which day participants were surveyed, the PiT Count always referenced the night of Monday, October 4th. This schedule is in accordance with the Ministry guidelines which require the count and survey to be completed before December 15, 2021.

In the previous 2018 enumeration, service managers were able to use a sample of municipalities within their service area to enumerate, as long as those municipalities covered at least 30% of the population for their service area. In 2018, the enumeration involved Espanola, Little Current, Mindemoya, Noëlville, Markstay, Chapleau and Foleyet. This covered regions where a little more than 56% of the total population resided.³ For the 2021 enumeration, services managers were expected to conduct the enumeration in all municipalities that fall within their service area.

Service managers were required to collect information on 17 data points in their surveys. Those data points included:

- Overnight location
- Chronicity of homelessness
- Age
- Reasons for homelessness/housing loss
- Indigenous Identity
- Racialized Identity
- Gender Identity
- Sexual Orientation
- Family Homelessness
- Military Service
- Health – Illness/Medical Condition

³ Carol KAUPPI, Henri PALLARD, Emily FARIES, Phyllis MONTGOMERY, Michael HANKARD. (2018). Homelessness in Manitoulin-Sudbury: 2018 Enumeration. Report prepared for the Manitoulin-Sudbury District Services Board, October 2018. Centre for Research in Social Justice and Policy, Laurentian University, Sudbury, Ontario.

- Health – Physical Limitation
- Health – Learning or Cognitive Limitations
- Health – Mental Health Issue
- Health – Substance Use Issue
- Child Welfare Involvement
- Income Source

There were also additional questions that service managers could choose to include in their survey. An example of the Survey used for the 2021 enumeration is included in Appendix A.

Appendix B provides the By-Name List Registry used for the Manitoulin-Sudbury DSB. This application includes questions related to the criteria used to determine eligibility for Community Housing assistance as well as additional questions related to a person's history of homelessness.

Appendix C is an example of the Tally Sheet. Tally sheets were used to document individuals the surveyor observed to be homeless if they could not or declined to participate in the survey. This sheet allows the surveyor to document where the individual was encountered, the reason they were not surveyed, as well as indicators of homeless. Further, while canvassing on foot throughout communities was limited due to resources, staff participation, and COVID-19, enumeration guidelines outline that administrative data can be accessed as a source of information for services people may be accessing, that are related to housing needs. These individuals could be added to the Tally sheet to be counted as observed homeless.

The Manitoulin-Sudbury DSB also provided a ballot ticket to participants (Appendix D), where they would be entered into a draw for one of eight prizes for an \$100 grocery gift card. This was to provide an incentive to participate in the survey.

Appendix E is an example of the posters that were displayed to advertise the enumeration.

Results

2018 Summary

In total, 122 surveys were completed in 2018; 22 were absolutely homeless, 59 experienced hidden homelessness, and 41 were at risk of homelessness. In addition, 49 dependent children under the age of 18 were identified for a total count of 171 individuals experiencing a form of homelessness.⁴ Overall, 50.8% of surveys were completed on Manitoulin Island, 24.6% completed in Espanola, 20.4% completed in Sudbury North and less than 5% completed in Sudbury East.⁴ Due to the changes made in methodology for the 2021 enumeration, comparisons with the 2018 should be made with caution and may not be appropriate.

2021 Summary

Tally Sheets

Service providers were asked to fill out Tally Sheets to count the number of homeless individuals in the community that were noted from observation. Instructions were that if a participant declined or was screened out of the survey screening process, they could be added to this sheet. Providers were to indicate the reason they were not surveyed (either they declined, already responded, or were screened out), or were observed homeless. For those who declined or were observed but clearly homeless, providers were asked to indicate their observed gender, approximate age, and the reason they believed the individual was homeless. Providers could also add individuals experiencing homelessness from administrative data who could not be contacted to complete the survey.

In total, 8 people were approached and added to the tally sheets. Of the 8 approached, 5 individuals were screened out and 3 individuals declined to participate. Indicators of homelessness were not provided for those that declined (Table 1). Therefore, 3 individuals were counted as observed homeless, though the details of homelessness are unavailable.

Survey Summary

The screening process of the survey ensures participants meet the criteria of homelessness for the purposes of the survey. Participants were screened out if they responded they had already answered the survey, to avoid duplication of responses, if they were unwilling to participate in the survey, and if they had somewhere to stay the night of the PiT Count date that was permanent and/or safe. In total 22 surveys were submitted, with 4 being screened out for a total of 18 completed surveys (or 81.8% of total surveys submitted). Surveys came from Chapleau (8 or 44.4% of completed surveys) and Espanola (10 or 55.6% of completed surveys). Due to limited responses, a full representation of the experience of homelessness in the Manitoulin-Sudbury DSB area may not be shown here and results should be interpreted with caution (Table 1).

⁴ Carol KAUPPI, Henri PALLARD, Emily FARIES, Phyllis MONTGOMERY, Michael HANKARD. (2018). Homelessness in Manitoulin-Sudbury: 2018 Enumeration. Report prepared for the Manitoulin-Sudbury District Services Board, October 2018. Centre for Research in Social Justice and Policy, Laurentian University, Sudbury, Ontario.

TABLE 1: TOTAL INDIVIDUALS APPROACHED FOR ENUMERATION, 2021

Manitoulin-Sudbury DSB		
	#	%
Tally Sheet		
Total Approached	8	-
Screened Out	5	62.5%
Observed Homeless	3	37.5%
Declined	3	-
Surveys		
Submitted	22	-
Screened Out	4	18.2%
Screened In	18	81.8%
Chapleau	8	-
Espanola	10	-

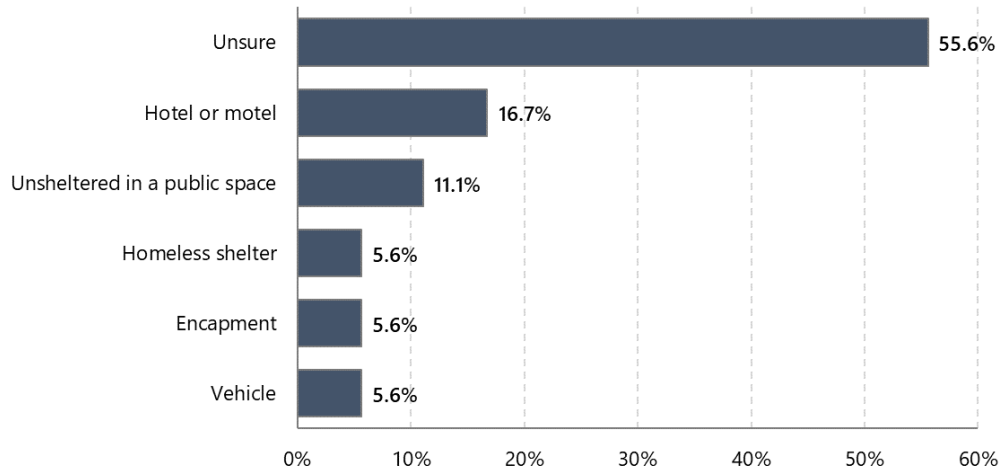
In total, 18 individuals identified as being homeless in the Manitoulin-Sudbury DSB on Monday, October 4th, the PiT Count reference date. Table 2 shows where participants resided at the time of the enumeration. Of the 18 individuals who identified as being homeless, 8 (or 44.4% of the total) reside in LaCloche, 6 (or 33.3%) reside on Manitoulin Island, and 4 (or 22.2%) reside in Sudbury East.

TABLE 2: PARTICIPANTS BY RESIDENCE IN THE MANITOULIN-SUDBURY DSB, 2021

Large Community Grouping	Number of Participants	Percent of Total
LaCloche	8	44.4%
Manitoulin Island	6	33.3%
Sudbury East	4	22.2%
Sudbury North	0	0.0%

Over half of the participants indicated they were unsure where they were staying the night Monday, October 4th. When asked to indicate a probable location, most participants responded with someone else's place. Other responses included a hotel or motel funded by the Manitoulin-Sudbury DSB or a homelessness program or unsheltered in a public space (Figure 2). None of the participants indicated they had children or dependents staying with them.

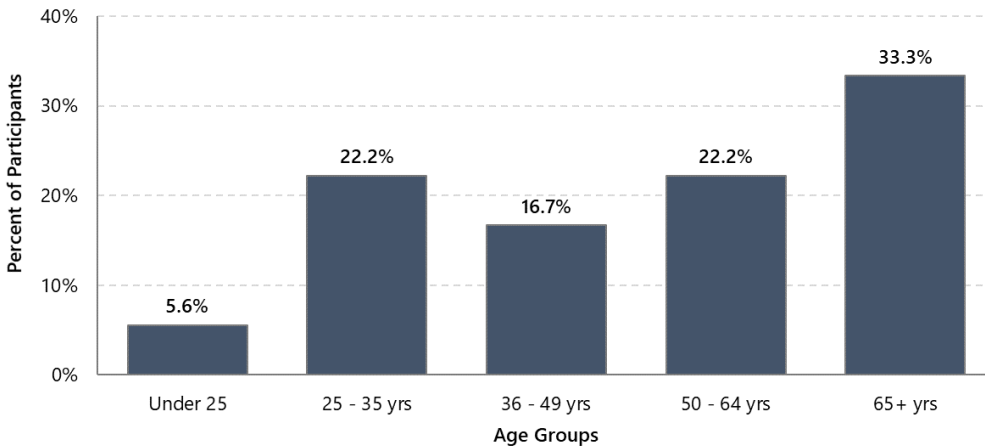
FIGURE 2: PIT COUNT RESPONSES FOR THE 2021 HOMELESSNESS ENUMERATION



Age and Gender

The average age of those experiencing homelessness was 53.3 years. One third of participants fell in the 65 years and over age category (Figure 3). Most participants were female (77.8%), compared to male (22.2%).

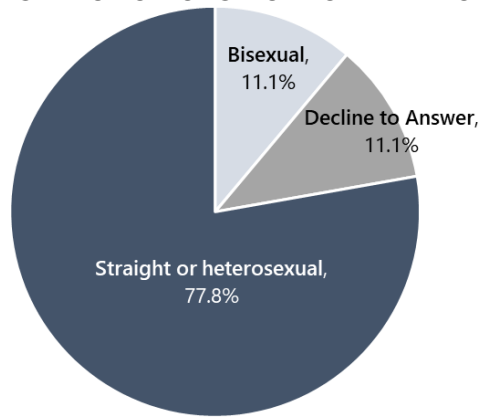
FIGURE 3: PARTICIPANTS BY AGE GROUP, 2021



Sexual Orientation

Most participants identified as straight or heterosexual (77.8%), while 11.1% identified as bisexual and 11.1% declined to answer (Figure 4).

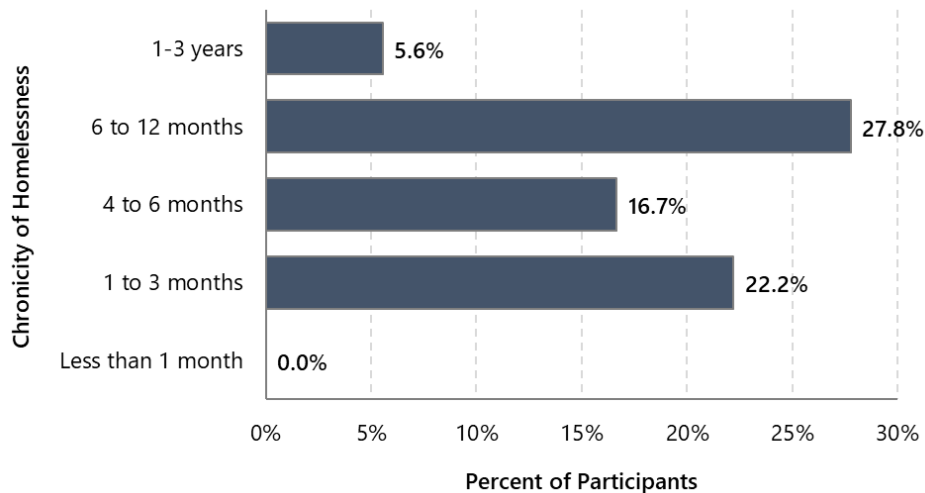
FIGURE 4: DISTRIBUTION OF SEXUAL ORIENTATION, 2021



Chronicity of Homelessness

Participants were asked how much time they have experienced homelessness over the last 12 months, from the time of the enumeration. Participant responses ranged from 1 to 3 months (22.2% of responses), 4 to 6 months (16.7%), 6 to 12 months (27.8%) and 1 to 3 years (5.6%). Some responses did not correctly identify the length of time and could not be counted in the overall summary of responses for this question (Figure 5).

FIGURE 5: CHRONICITY OF HOMELESSNESS IN THE LAST 12 MONTHS, 2021



Shelter Use

Only 22.2% of participants said they have stayed in a homeless shelter in the past 12 months. Of the participants that indicated they have not stayed in a homeless shelter this year, reasons for why they did not stay included fear for safety, mental health, none in town, and lack of transportation.

Housing Loss

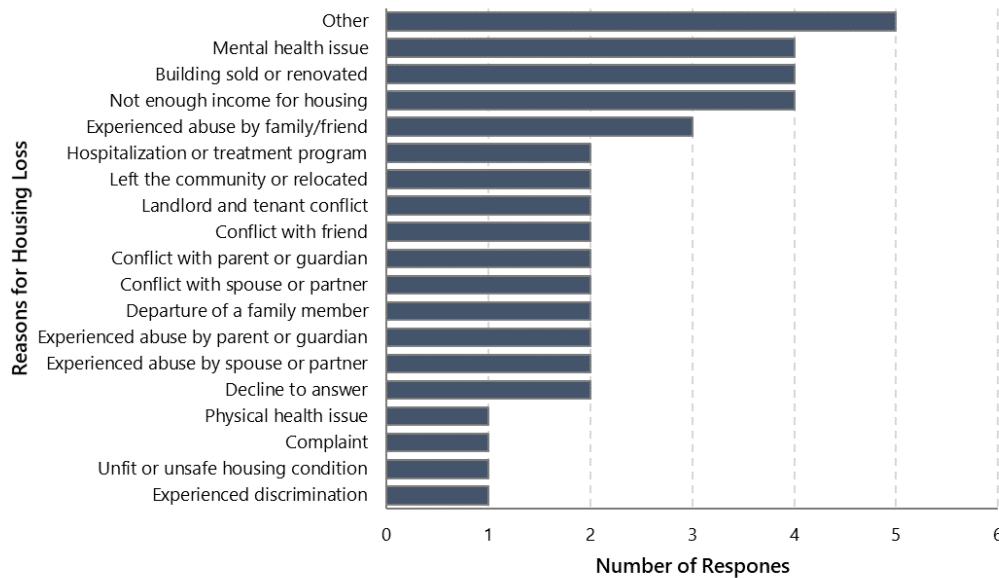
Participants were asked what caused their housing most recently and were able to check all options that applied. Most responses, as shown in Table 3, centered around interpersonal and family issues (15 responses) or housing and financial issues (14 responses).

TABLE 3: REASONS FOR MOST RECENT HOUSING LOSS, 2021

Category of Housing Loss	Number of Responses
Health or corrections	7
Housing and financial issues	14
Interpersonal and family issues	15
Other	7

In Figure 6, a breakdown of reasons for housing loss are provided. Total number of responses will not equal total surveys completed as participants were able to select multiple options. Additionally, 27.8% of participants indicated their recent housing loss was related to the COVID-19 pandemic.

FIGURE 6: DETAILED RESPONSES FOR HOUSING LOSS, 2021



Racial Identity, Indigenous Identity

All 18 participants indicated they were Canadian Citizens and 27.8% racially identified as White. In total, 33.3% of participants identified as Indigenous (either First Nations, Métis, or having Indigenous Ancestry).

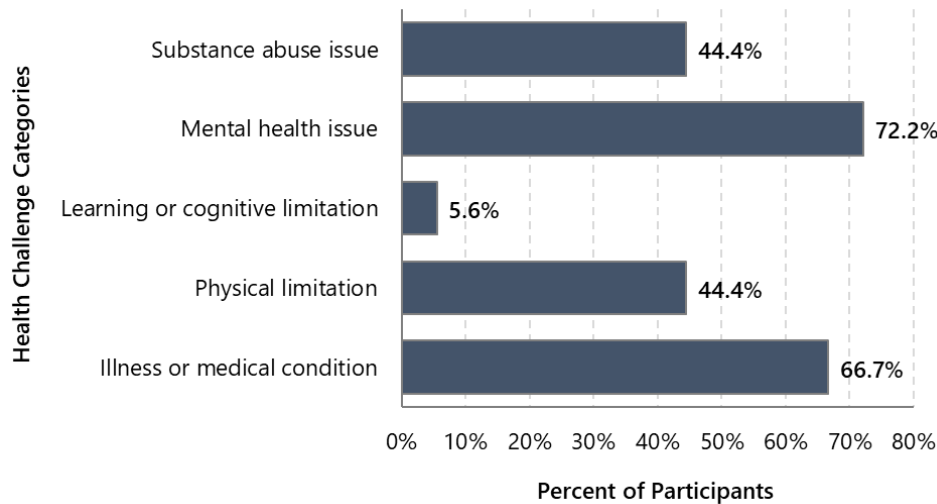
Veteran Status and Foster Care

One participant indicated they served in the Canadian Military or RCMP and 16.7% of participants indicated they had been in foster care or a youth group home as a child.

Health Challenges

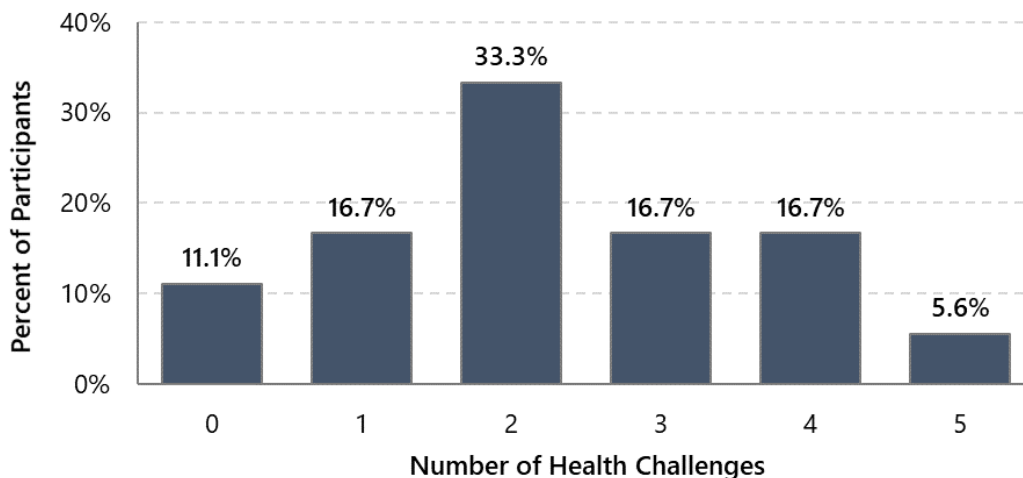
Participants were asked about current health challenges they were facing. Over 70% of participants identified as having a mental health issue and 66.7% identified as having an illness or medical condition (Figure 7). Examples of medical conditions or physical limitations included arthritis, fibromyalgia, heart condition, and mobility/back challenges. With respect to mental health, most commonly participants identified as having anxiety or depression. When asked about substance abuse issues, most participants identified issues with cigarettes or tobacco.

FIGURE 7: HEALTH CHALLENGES BY CATEGORY, 2021



In terms of number of health challenges, 11.1% of participants indicated no health challenges, 16.7% indicated at least 1 health challenge, 33.3% indicated having at least 2 health challenges, and 38.9% indicated having 3 or more health challenges (Figure 8).

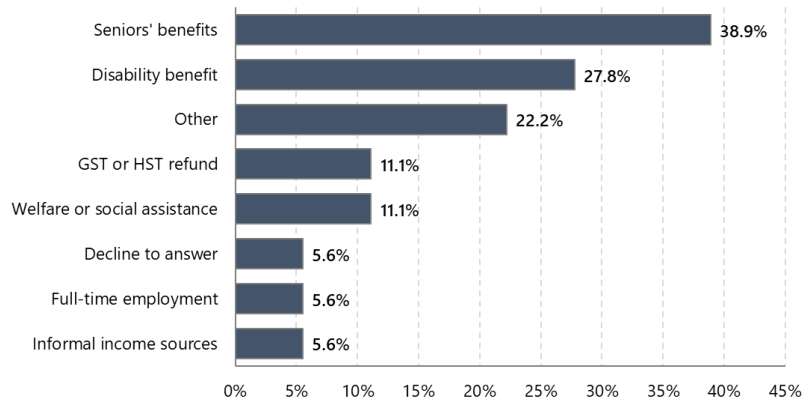
FIGURE 8: NUMBER OF HEALTH CHALLENGES IDENTIFIED BY SURVEY PARTICIPANTS, 2021



Sources of Income

When asked about sources of income, 38.9% of participants indicated seniors' benefit and 27.8% indicated disability benefits as their main source of income. Other income sources responses included welfare or social assistance, full-time employment, GST or HST refund and informal income sources.

FIGURE 9: SOURCES OF INCOME, 2021



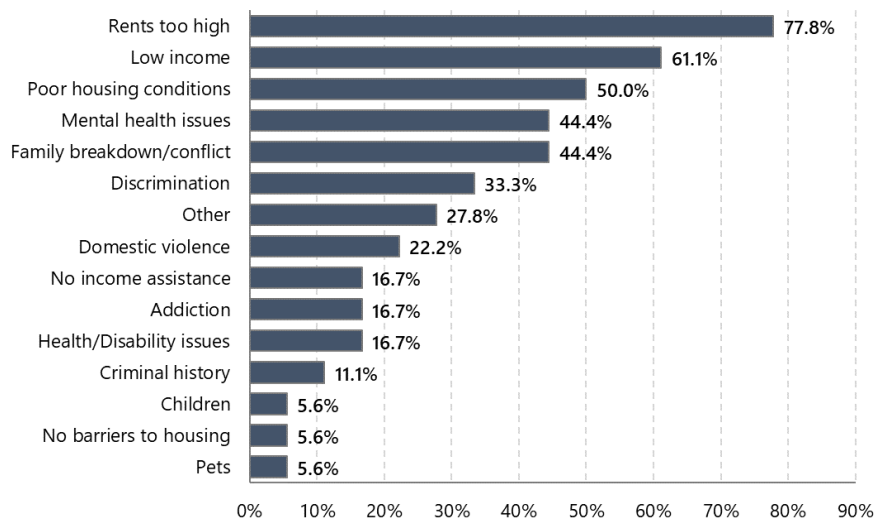
Education

When asked about their highest level of education, 44.4% of participants have completed high school or have their GED certificate, and 38.9% of participants indicated they have completed or have some post-secondary education.

Challenges to Finding Housing

Participants were asked to indicate the challenges they have faced in finding housing and they were able to select multiple options. The top five responses included rents too high, low income, poor housing conditions, mental health issues and family breakdown/conflict. Other responses also included no income assistance, addiction, or no housing (Figure 10).

FIGURE 10: CHALLENGES EXPERIENCED WHEN TRYING TO FIND HOUSING, 2021



By-Name-List Registry

The BNL application asked participants additional questions related to their experiences around homelessness, as well as questions regarding eligibility to the Manitoulin-Sudbury DSB housing services. In total, 15 individuals agreed to register on the BNL.

Discussion

Unfortunately, due to the low participation from service providers across the Manitoulin-Sudbury area, the number of individuals enumerated does not accurately reflect the experience of homelessness for the area. It is difficult to draw conclusions with the 2021 data as the low count fails to provide meaningful data that can be used to directly impact program planning. However, the process of organizing the enumeration did provide valuable information that can and will still have an impact on providing and addressing service gaps for the area.

Information gathered that could be important for program planning include:

- At the time of the PiT Count, 55.6% of participants indicated they were unsure of where they would stay.
- Of the participants that responded, almost 40% were between the age of 25 and 49 years, and just over 30% were over the age of 65 years.
- The majority of participants were female (77.8%).
- Over 75% of participants indicated they have not stayed in a homeless shelter within the past 12 months.
- One third of participants indicated they identified as either First Nations, Métis or have Indigenous Ancestry.
- The most common responses for housing loss were mental health issues, building sold or renovated or not enough income for housing.
- The most common challenges experienced in finding housing include rents too high (77.8%), low income (61.1%) and poor housing conditions (50.0%).
- Most participants (33.3%) indicated having at least 2 health challenges, 22.2% of participants had 4 or 5 health challenges, and 16.7% of participants indicated having at least 1 health challenge.
- 15 individuals registered on the BNL out of the 18 surveys completed.

This information can be used to help focus housing support and identify where gaps in assistance may be. In addition, this report may help start a conversation with service providers on how to better coordinate efforts across multiple organizations, to better direct the available services to individuals who are experiencing homelessness.

Limitations

Participation from service providers is critical to the successful implementation of the enumeration. Given the requirement to enumerate the entire service area, and the wide-spread geography of the Manitoulin-Sudbury area, there was a strong emphasis on the importance of provider participation throughout the service area. Service providers were contacted numerous times to engage in conversation about the enumeration and the importance of participation. While several providers expressed interest in helping, ultimately, the participation rate was very low. Further to this, some food

banks are only open on certain days of the month, which limited the exposure and ability to approach people who may be using food banks and experiencing homelessness.

Many providers reported under-estimating the time commitment required for the enumeration and not having the time outside of regular job duties to help survey individuals. In addition, many agencies are not conducting appointments in person, which also limited the reach of discussing the enumeration and inviting people or clients to participate. Less contact, in the form of no magnet events and more virtual appointments, means people experiencing homelessness may not have been aware of the PiT Count.

Taking these limitations into account, considerations for future enumerations include:

- More advertisement in the form of radio, handouts or contact cards, or magnet events could help to reach individuals who are unsheltered or hard to locate.
- Utilizing volunteers to be on the ground in the different neighbourhoods throughout the service area, to assist with canvassing.
- Forming a working group or committee that involves various organizations through the Manitoulin-Sudbury DSB area, to encourage more interaction and engagement from service providers when it comes to participating in the enumeration and consolidating the data related to homeless individuals and their experiences.

Conclusion

While the 2021 enumeration did not provide the information that was expected and does not accurately reflect the picture of homelessness in the Manitoulin-Sudbury DSB area, it provides an opportunity to reflect and adjust the approaches currently in place. The enumeration data shows there is a struggle to find affordable housing options or shelter options, as well as more support needed for the health challenges faced by those experiencing homelessness. With this information, as well as the results from the 2018 enumeration, there is an opportunity to engage with community partners and service providers to work together to create a more robust By Names List and to reduce homelessness in the Manitoulin-Sudbury DSB area. The Manitoulin-Sudbury DSB will create a network which involves community partners in planning for wrap around supports for the homeless population and will serve as the committee to spearhead any other enumeration work required in future.

Acknowledgements

The Manitoulin-Sudbury DSB enumeration plan and implementation was developed using the Ministry of Municipal Affairs and Housing document "Service Manage Guidelines: By-Name List implementations and homeless enumeration". The Ontario government has also partnered with the Canadian Alliance to End Homelessness and Built for Zero Canada to provide support for carrying out the enumeration and creating the BNL. This support was provided through Robyn LeBlanc, Improvement Advisor at Built for Zero Canada, whose experience and direction helped in planning and organization for the enumeration.

Donna Stewart, Lori Clark and Kristian Thorne at the Manitoulin-Sudbury DSB helped with logistical planning, agency reach out and organization throughout the enumeration process.

French translation was completed by Denise Racine of R & D Management Services in Elliot Lake.

Appendix A – Survey

Introductory Script

Hello, my name is _____ and I am a volunteer for the **Manitoulin-Sudbury District Services Board housing needs survey**. We are conducting a survey to gather information that will lead to the development of policies and changes that will support people experiencing homelessness more effectively.

This is a two-part survey. You can choose to respond to both parts or just one. You may choose **not to take part in the survey** or to **stop the survey** at any time, for any reason, without penalty or negative consequences. You can also **skip any questions** that you do not wish to answer. You can also complete the questionnaire by yourself.

The first part of the survey takes 7-10 minutes, and the second part takes about 5 minutes

The survey results will contribute to the understanding of homelessness across the Manitoulin-Sudbury districts and help with research to improve services. Information will also be used to help us understand your housing needs and the housing needs of people in our community experiencing homelessness.

The first part of the survey is anonymous. Your name will not appear in the survey.

Manitoulin-Sudbury Homelessness Enumeration 2021 Consent Form

I understand that:

- This is an ongoing project involving a survey team that includes service managers, community partners, and volunteers. The results will be analyzed and published by members of the survey team.
- Discussing or sharing my views and identifying my needs might cause some anxiety and/or fatigue.
- My participation in this project is strictly voluntary.
- If I want, I can show my consent to participating in the project by signing with an X or street name, rather than my name.
- I have the right to withdraw at any time and my relationship with people and agencies supporting me will not be affected if I do so.
- My identity will not be revealed at any time through the research activities or reports.
- All information I provide will be held strictly confidential.
- The information from this project will be entered into a database and used for ongoing research and education about homelessness.
- The results of the project will be provided to service providers serving homeless people and policy makers and will be posted on the Manitoulin-Sudbury District Services Administration Board website at <https://www.msdsb.net/>
- A community meeting will be held to share the results and develop recommendations.

If I have any questions or concerns about the project or about being a participant, I can call Kristian Thorne at 705-862-7850 ext. 117 or email at kristian.thorne@msdsb.net. You will receive a copy of the written informed consent prior to your participation in the study.

CONSENT AND AUTHORIZATION PROVISIONS

I have read, or have had read to me, and understand the consent set out above. I have also received a copy of the consent form.

In addition, any consent given, also relates to your dependents. Please list any dependents below.

Name of Dependent	Date of Birth of Dependent

Homelessness Enumeration Survey

- I agree to participate in the Homelessness Enumeration survey.

By-Name-List Registry

- I consent to be added to the By-Name-List.
- I do not consent to be added to the By-Name-List.

If verbal consent given, check here:

- Verbal Consent Obtained; surveyor to sign below as witness to given consent

Name of Participant (please print)

Signature of Participant

Date

Name of Surveyor (please print)

Signature of Surveyor

Date

Manitoulin-Sudbury Homelessness Enumeration Questionnaire

Date	
City/Town of Survey Completion	
Surveyor	
Name of the Agency	

Unique Identifier of Participant

Initials of Name: First_____ Middle_____ Last_____

Date of Birth: Month_____ Year_____

Gender Identity (from Q4, # of response) _____

Unique Identity Number _____
Initials *MM* *YYYY* *G*

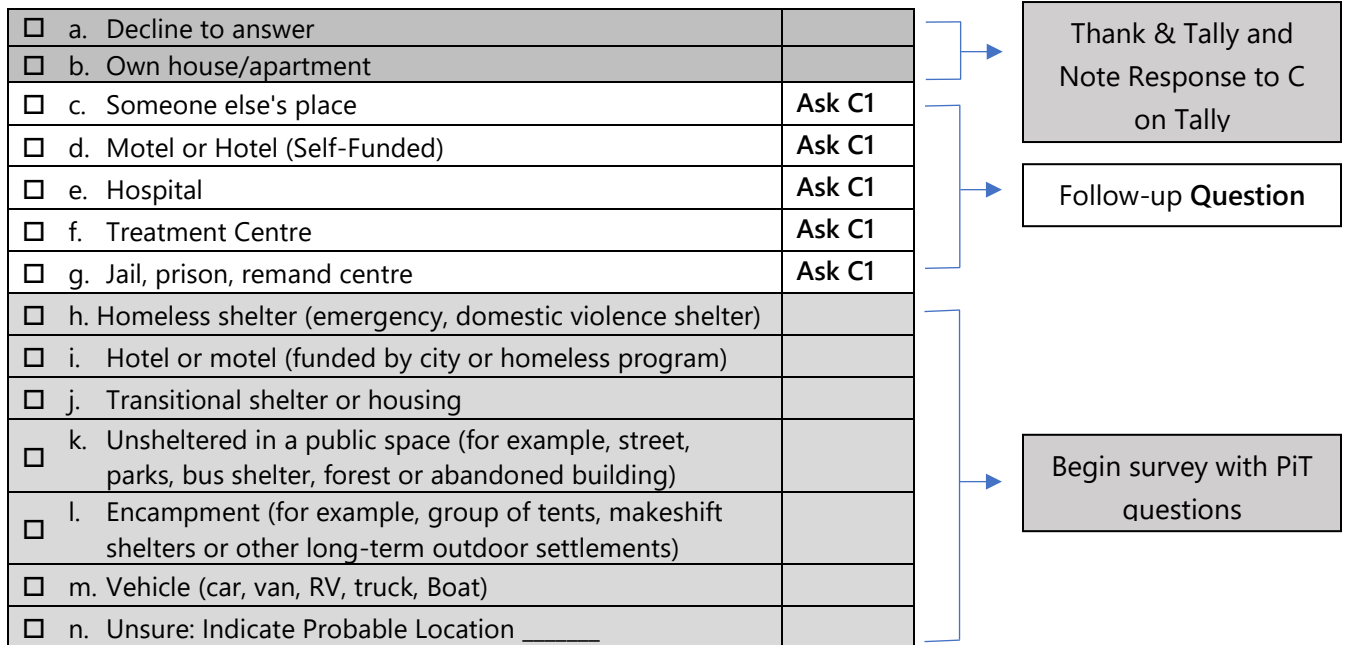
SCREENING

- A. Have you answered this survey already with a person with this (*identifier*)?
 - YES [Thank and tally]
 - NO [Go to **B**]

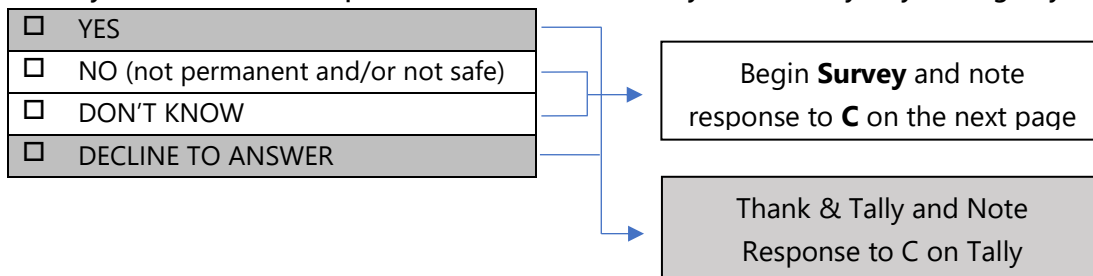
- B. Are you willing to participate in this survey?
 - YES [Go to **C**]
 - NO [Thank and tally]

- C. Where are you staying tonight? / Where did you stay last night? / Where did you stay on Monday, October 4th?

PLEASE NOTE: For communities conducting a joint PiT/Registry Week where the Registry Week will span multiple days, in all subsequent days to the PiT count you will need to amend question C to reflect this. PiT Count should always be your first day.



C1: Do you have access to a permanent residence where you can safely stay as long as you want?



SURVEY

C. Where are you staying tonight? / Where did you stay last night? (record response from Screening Question C)

- h. Homeless shelter (emergency, domestic violence shelter)
- i. Hotel or motel (funded by city or homeless program)
- j. Transitional shelter or housing
- k. Unsheltered in a public space (for example, street, parks, bus shelter, forest or abandoned building)
- l. Encampment (for example, group of tents, makeshift shelters or other long-term outdoor settlements)
- m. Vehicle (car, van, RV, truck, Boat)
- n. Unsure: Indicate Probable Location _____

Begin Survey

1. In what language do you feel best able to express yourself?

- English
- French
- No preference
- Neither (please specify): _____
- Don't know
- Decline to answer

2. Do you have family members or anyone else who is staying with you tonight? / Did you have any family members or anyone else who stayed with you on Monday, October 4th? [indicate survey numbers for partners. Check all that apply]

- Yes, Partner – Survey # _____
- Yes, Other Adult(s) (can include family or friends)
- Yes, Child(ren)/Dependent(s)
- None
- Decline to answer

2a → Please provide the gender and age for each child and/or dependent staying with you.

Child(ren)/Dependent(s)	1	2	3	4	5	6	7	8
[indicate gender and age for each] GENDER								
AGE								

3. How old are you? [OR] What year were you born? [If unsure, ask for best estimate]

- Age: _____
- [OR] Year Born: _____
- Don't know
- Decline to answer

4. What gender to you identify with? [Show list or read list.]

1. Man
2. Woman
3. Two-spirit
4. Trans Man
5. Trans Woman
6. Non-binary (genderqueer)
7. Not listed: _____ [insert answer]
8. Don't know
9. Decline to answer

5. How do you describe your sexual orientation, for example, straight, gay, lesbian? [Show list or read list.]

- Straight or heterosexual
- Gay
- Lesbian
- Bisexual
- Two-spirit
- Pansexual
- Asexual
- Questioning
- Queer
- Not listed: _____ [insert answer]
- Don't know
- Decline to answer

➔ For this survey, "homelessness" means any time when you have been without a permanent and secure place to live, including sleeping in shelters, on the streets, or living temporarily with others without having your own permanent housing (e.g. couch surfing).

6. In total, for how much time have you experienced homelessness over the PAST YEAR? (the last 12 months) [Does not need to be exact. Best estimate.]

- Length: _____ Days | Weeks | Months
- Don't know
- Decline to answer

7. Have you stayed in a homeless shelter in the past year? For example, (*example of shelters available*).

- Yes
- No
- Don't know
- Decline to answer

7a → If not, what are the main reasons? [Do not read categories; select all that apply]

- Turned away (shelters are full)
- Turned away (banned)
- Lack of transportation
- Fear for safety
- Bed bugs & other pests
- Crowded
- Other: _____
- Don't know
- Decline to answer

8. What happened that caused you to lose your housing most recently? [Do not read the options. Check all that apply. "Housing" does not include temporary arrangements (e.g., couch surfing) or shelter stays. Follow up for the reason if the respondent says "eviction" or that they "chose to leave".]

- | | | |
|---|---|---|
| <input type="checkbox"/> Not enough income for housing [for example, loss of benefit, income or job]
<input type="checkbox"/> Unfit or unsafe housing condition
<input type="checkbox"/> Building sold or renovated
<input type="checkbox"/> Owner moved in
<input type="checkbox"/> Landlord and tenant conflict
<input type="checkbox"/> Complaint [for example, pets, noise, damages]
<input type="checkbox"/> Left the community or relocated | } | HOUSING
AND
FINANCIAL
ISSUES |
| <input type="checkbox"/> Conflict with spouse or partner
<input type="checkbox"/> Conflict with parent or guardian
<input type="checkbox"/> Conflict with: other _____ [insert answer]
<input type="checkbox"/> Experienced abuse by spouse or partner
<input type="checkbox"/> Experienced abuse by parent or guardian
<input type="checkbox"/> Experienced abuse by: other _____ [insert answer]
<input type="checkbox"/> Departure of a family member
<input type="checkbox"/> Experienced discrimination | } | INTERPERSONAL AND
FAMILY
ISSUES |
| <input type="checkbox"/> Physical health issue
<input type="checkbox"/> Mental health issue
<input type="checkbox"/> Substance use issue
<input type="checkbox"/> Hospitalization or treatment program
<input type="checkbox"/> Incarceration (jail or prison) | } | HEALTH OR
CORRECTION |
- Other reason _____ [insert answer]
 Don't know
 Decline to answer

8a → Was your most recent housing loss related to the COVID-19 pandemic?

- Yes
- No
- Don't know
- Decline to answer

9. What is your Citizenship/Immigrant status?

- Canadian citizen
- Permanent Resident/Immigrant
- Refugee
- Refugee Claimant
- Temporary Foreign Worker
- International Student
- Visitor Visa
- Work Visa
- Other (Please specify): _____
- Don't know
- Decline to answer

10. Do you identify as First Nations (with or without status), Métis, or Inuit, or do you have North American Indigenous ancestry? [If yes, please specify]

- Yes, First Nations
- Yes, Inuit
- Yes, Métis
- Yes, Indigenous Ancestry
- No
- Don't know
- Decline to answer

10a → In *addition* to your response to the question above, do you identify with any of the racial identities listed below? [Show to read list. Select all that apply]

- Arab (for example, Syrian, Egyptian, Yemeni)
- Asian-East (for example, Chinese, Korean, Japanese)
- Asian-South-East (for example, Filipino, Vietnamese, Cambodian, Malaysian, Laotian)
- Asian-South or Indo Caribbean (for example, Indian, Pakistani, SriLankan, Indo-Guyanese, Indo-Trinidadian)
- Asian-West (for example, Iranian, Afghan)
- Black-Canadian or American
- Black-African (for example, Ghanaian, Ethiopian, Nigerian)
- Black-Afro-Caribbean or Afro-Latinx (for example, Jamaican, Haitian, Afro-Brazilian)
- Latin American (for example, Brazilian, Mexican, Chilean, Cuban)
- White (for example, European, French, Ukrainian, Euro-Latinx)
- Not listed (please specify)
- Identify as Indigenous only
- Don't know
- Decline to answer

10b → Which Indigenous community are you from?

- Community/Reserve Name: _____
- Don't know
- Decline to answer

11. Have you ever served in the Canadian Military or RCMP? [Military includes Canadian Navy, Army, or Air Force]

- Yes, Military
- Yes, RCMP
- Both Military and RCMP
- No
- Don't know
- Decline to answer

12. As a child or youth, were you ever in foster care or in a youth group home? [Note: this question applies specifically to child welfare programs.]

- Yes
- No
- Don't know
- Decline to answer

13. Do you identify as having any of the following health challenges at this time:

a) Illness or medical condition [for example, diabetes, arthritis, TB, HIV]:

- Yes (please specify:_____)
- No
- Don't know
- Decline to Answer

b) Physical limitation [for example, challenges with mobility, physical abilities or dexterity]:

- Yes (please specify:_____)
- No
- Don't know
- Decline to Answer

c) Learning or cognitive limitations [for example, dyslexia, autism spectrum disorder, or as a result of ADHD or an acquired brain injury]:

- Yes (please specify:_____)
- No
- Don't know
- Decline to Answer

d) Mental health issue [for example, depression, Post-traumatic stress disorder (PTSD), bipolar disorder]:

- Yes (please specify:_____)
- No
- Don't know
- Decline to Answer

e) Substance use issue [for example, tobacco, alcohol, opiates]:

- Yes (please specify:_____)
- No
- Don't know
- Decline to Answer

14. What are your sources of income? [Reminder that this survey is anonymous. Read list and check all that apply].

- Full-time employment
- Part-time employment
- Casual employment (for example, contract work)
- Informal income sources (for example, bottle returns, panhandling)
- Money from family or friends
- Employment insurance
- Disability benefit (for example, name of provincial disability benefit)
- Seniors' benefits (for example, CPP, OAS or GIS)
- Welfare or social assistance (for example, name of provincial benefit)
- Veteran or VAC Benefits
- Child and family tax benefits
- GST or HST refund
- Other money from a service agency
- Other sources: _____ [insert answer]
- No income
- Don't know
- Decline to answer

15. What is the highest level of education you completed?

- Primary School
- Some High School
- High School Graduate/GED
- Some Post Secondary
- Post Secondary Graduate
- Graduate Degree
- No Formal Education
- Don't know
- Decline to answer

16. What challenges or problems have you experienced when trying to find housing? [Select all that apply.]

- Low income
- No income assistance
- Rents too high
- Poor housing conditions
- Domestic violence
- Health/Disability issues
- Mental health issues
- Addiction
- Family breakdown/Conflict
- Criminal history
- Pets
- Children
- Discrimination
- Don't want housing
- Other (please specify): _____
- No barriers to housing
- Decline to Answer

Appendix B – Registry for By-Name-List

The second part of the survey asks some questions so we can follow-up and assist you to find housing or let you know of any housing options that become available. If you agree to participate in the survey, I will ask for your personal information for the following purposes:

- prioritizing you for and referring you to affordable housing and/or related programs/services.
- providing you with affordable housing and/or related programs/services.
- evaluating and improving affordable housing; related programs/services.

What is the By-Names List?

Information about individual and families who need or receive housing and homelessness services will be collected to create a By-Name-List. BNL will help to deliver and coordinate services across Partner Agencies or Programs and make sure that the services meet the needs of community members.

What is the purpose of this form?

By signing this form or giving verbal consent, you will give permission to have information about you and your dependents collected and shared with the Partner Agencies within Manitoulin-Sudbury's Homeless-Serving System that help provide housing support and services.

What information will be collected?

Any relevant information may be collected at intake and shared with Partner Agencies as needed with your consent. This may include your personal identifying information (such as name, date of birth, gender, contact information), as well as information about your experience with homelessness. Additional details such as your employment history, income sources, essential medical, mental health and substance use, and the services and benefits you are eligible for may also be collected and shared.

It is important for you to understand that:

- Your personal information will be securely stored and shared between Partner Agencies ONLY as needed to connect you with housing and support. All of the individuals who will have access to your personal information will have signed confidentiality agreements to assist in protecting your information.
- Providing your consent will allow agency staff to speak with you and each other about your housing needs to support you to find and keep stable, permanent housing. Partner Agencies will neither request from each other nor provide additional information that is not directly related to assessing or removing barriers to resolving your housing needs.
- Your information and other identifying information will NOT be shared with anyone other than a Partner Agency unless (note different rules apply in different provinces):
 - required to do so by law,
 - you are under 18 years old and may be at-risk for abuse or harm and/or

- you give specific consent.
- You can identify any information that you feel is sensitive or could affect your safety and request that this information not be shared with Partner Agencies.
- At any time, you can request a list of the personal information that has been collected about you, with whom it is being shared, and what it is being used for. You can also withdraw your consent to share information at any time.
- Information that is being collected may be entered into a secure database hosted by the Manitoulin-Sudbury District Services Board.
- If you decide not to provide your consent, you will not be declined service by agencies. However, to prioritize you for affordable housing, the agency may not be able to effectively represent your level of need for housing without your consent. You may decide to limit your consent by only answering the questions and providing information that you are comfortable disclosing.
- You can change your mind and withdraw your consent at a later date by letting us know by calling 705-862-7850 or 1-800-667-3145. We will make reasonable efforts not to use or disclose your information in any way following the time you withdraw your consent.
- To help support the continued investment into homelessness and housing programs, Partner Agencies may share non-identifying, aggregate data in community reports as well as reports to any government or other bodies. This data is anonymous. Identifying information about you will NOT be shared publicly.

If you have any questions or concerns about the project or about being a participant, you can call Kristian Thorne at 705-862-7850 ext. 117 or email at kristian.thorne@msdsb.net. You will receive a copy of the written informed consent prior to your participation in the study.

- I agree and consent to my personal information being collected, used, stored, shared and destroyed as described.

A. Basic Information

Person Completing Name:	E-mail:	Date of Completion:
Client First Name:	Client Last Name:	
Preferred Name (if any):		
Date of Birth (taken from survey):	Age (taken from survey):	
Gender Identity (taken from survey):		
Participant Type	<input type="checkbox"/> New <input type="checkbox"/> Update	
If 'update' is selected	<input type="checkbox"/> Returns from housing <input type="checkbox"/> Returns from inactive	
In what language do you feel best able to express yourself?	<input type="checkbox"/> English <input type="checkbox"/> French <input type="checkbox"/> No preference <input type="checkbox"/> Other (please specify): _____ <input type="checkbox"/> Decline to answer	
Phone Number:	Email:	
Best way to follow-up with you:		
Current support connection (if any):		
Current Sleep Arrangements	<input type="checkbox"/> Shelter <input type="checkbox"/> Hotel/Motel <input type="checkbox"/> Streets/Outdoors <input type="checkbox"/> Hospital <input type="checkbox"/> Corrections <input type="checkbox"/> Transitional Housing <input type="checkbox"/> Family/Friends <input type="checkbox"/> Renting Apartment/Room <input type="checkbox"/> Other: _____ <input type="checkbox"/> Decline to answer	
Household Type:	<input type="checkbox"/> Single <input type="checkbox"/> Single with dependent <input type="checkbox"/> Couple <input type="checkbox"/> Couple with dependent <input type="checkbox"/> Number of children (0-18) to be housed with client: _____ <input type="checkbox"/> Other (please specify): _____ <input type="checkbox"/> Decline to answer	

B. Eligibility for Housing Assistance

1. Is at least one person in your household 16 years of age, or older, and able to live independently?

- Yes
- No
- Don't know
- Decline to answer

2. Is each member of your household a Canadian Citizen, a permanent resident of Canada or have Refugee Claimant Status?

- Yes
- No
- Don't know
- Decline to answer

3. Do you owe rent to any federally, provincially, or municipally funded housing provider?

- Yes
- No
- Don't know
- Decline to answer

4. If you answered Yes to the above question, can you provide proof you are making reasonable efforts to enter into an agreement with the provider to whom you owe arrears?

- Yes
- No
- Don't know
- Decline to answer

5. Do you own property?

- Yes
- No
- Don't know
- Decline to answer

6. If you answered Yes to the above question, can you provide information about the property you own when it is required of you?

- Yes
- No
- Don't know
- Decline to answer

C. History of homelessness

7. How long has it been since you have lived in permanent, stable housing (current length of homelessness)? [Does not need to be exact. Best estimate]

- Length: _____ days / weeks / months
- Don't know
- Decline to Answer

8. Have you experienced homelessness ***more than 180 cumulative nights*** (for six months or more) over the PAST YEAR (the last 12 month)?

- Yes
- No
- Don't know
- Decline to Answer

9. In total, how many different times have you experienced homelessness in the last 18 months? [Best estimate.]

- Number of times: _____ [Includes this time]
- Don't know
- Decline to answer

10. Where are you most likely to go in your community if you do not have a stable place to spend the night?

- _____ Area/City
- Don't know
- Decline to answer

11. How did you learn about the services available related to homelessness?

- 211
- Faith-Based Community
- Family and Children's Services
- Hospital / Community Health Centre / Other Health Agency
- Jail / Probation
- Other Social Service
- OW / ODSP
- PiT Count
- Police / EMS
- Risk Watch
- School
- Self / Family / Friends
- Service Manager
- Shelter
- Social Housing / Private Landlord
- Street Outreach
- Not listed (please specify) _____
- I don't know about any of these services
- Don't know
- Decline to answer

Appendix C – Tally Sheet



TALLY SHEET

Area: _____ Time: _____ to _____
 Interviewer: _____ Contact phone #: _____

Instructions: For those who are *not* surveyed, please fill in the sheet below indicating the reason. For those who **DECLINE** or are **OBSERVED** only, but who are clearly homeless, please also indicate their gender, approximate age, and the reason you believe they are homeless (e.g., asleep outside with belongings).

#	Location	Reason not Surveyed				Observed Homelessness			Indicators of Homelessness
		Declined*	Already Responded	Screened Out (Response to Q)	Observed*	Observed Homeless	Approx. Age	Observed Gender	
1									
2									
3									
4									
5									
6									
7									
8									
9									
10									
11									
12									
13									
14									
15									
16									
17									
18									
19									
20									
21									
22									

Appendix D – Ballot Entry

Unique Identity Number _____



Conseil des Services du District de
Manitoulin-Sudbury
District Services Board

Manitoulin-Sudbury District Services Board 2021 Homelessness Enumeration

Raffle Entry

Please provide the following information for a chance to win one of EIGHT \$100.00 grocery gift cards.

Name: _____

Location:

- LaCloche
- Manitoulin Island
- Sudbury East
- Sudbury North

Phone, E-mail or Best Method of Contact: _____

Appendix E – Sample Poster

English



**WHERE DID YOU SLEEP
LAST NIGHT?**

**ARE YOU OR SOMEONE YOU KNOW
EXPERIENCING HOMELESSNESS?
WE WANT TO HEAR FROM YOU**

WHEN: October 4-8, 2021
WHERE: |



**To complete the survey over the phone,
call Megan at: 705-862-7850 ext 155 or
1-800-667-3145 ext 155**

**COMPLETE SURVEY
FOR A CHANCE TO
WIN
8 - \$100 GROCERY GIFT CARDS
TO BE WON!**



Conseil des Services du District de
Manitoulin-Sudbury
District Services Board