



Integrated Social Services for March 2021

Employment Ontario

Employment Ontario assists those who are unemployed get training, skills and experience to achieve their goals. The program connects people looking for work with employers looking for workers. The new employment service model will provide clients with a single, enhanced point of access to services that are customer-focused, flexible and responsible to local community needs.

Table 1: Employment Ontario Caseload (YTD – from April 1, 2020)

Number of New Participants	18
Number of people using the Resource Centre	591

Customer Satisfaction

97% ✓

Provincial Target: 90%

Employed/Career Path

47% !

Provincial Target: 69%

Training/Education

16% ✓

Provincial Target: 10%

Training is available to Ontario Works and Ontario Disability Support Program participants to enhance their skills and abilities. We currently offer the following: **First Aid / CPR, WHMIS, Smart Serve, Service Excellence , Safe Food Handling**.*

These sessions are normally scheduled on a monthly basis by municipality offices. This training has been made available, free of charge, to member municipalities who have in turn provided the DSB with a free meeting place for the sessions.

***Due to the COVID-19 pandemic, training workshops are not currently available. Please contact the office for more information.**

Ontario Works

Ontario Works provides financial and employment assistance to people who are in temporary financial need. Assistance includes income support for food, clothing and shelter as well as preparation for employment such as resume and interview workshops, job-specific training or access to basic education.

Temporary Care Assistance provides support for children in financial need while in temporary care of an adult who does not have a legal obligation to support the child.

Ontario Works Caseload Statistics – March 2021

A **case** refers to a single individual or a family unit on social assistance. Case counts in the charts below include both active and suspended cases. The **number of beneficiaries** is the total number of individuals and heads of family units on social assistance plus their dependents (i.e. spouses, dependent children and dependent adults).

LCG: Large Community Grouping

Figure 1: Total Cases – 2020 to 2021

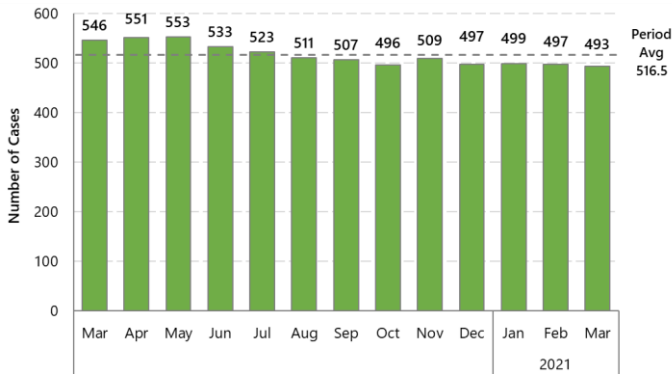


Figure 2: Total Cases by LCG – 2020 to 2021

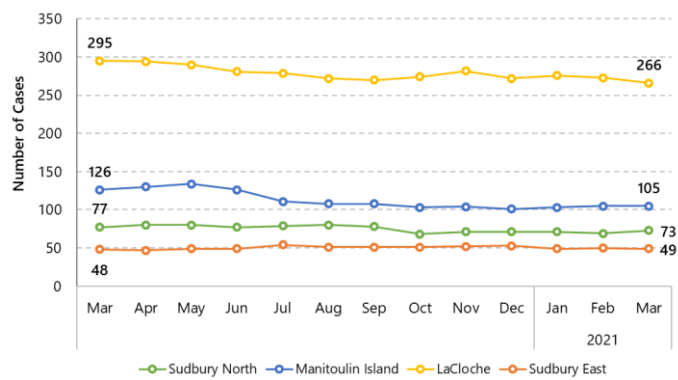


Figure 3: Total Beneficiaries – 2020 to 2021

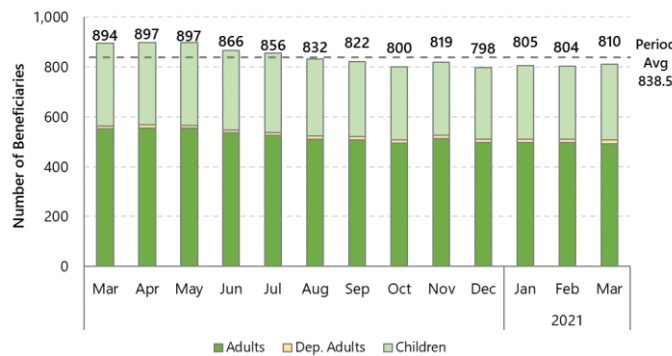


Figure 4: Total Beneficiaries by LCG – 2020 to 2021

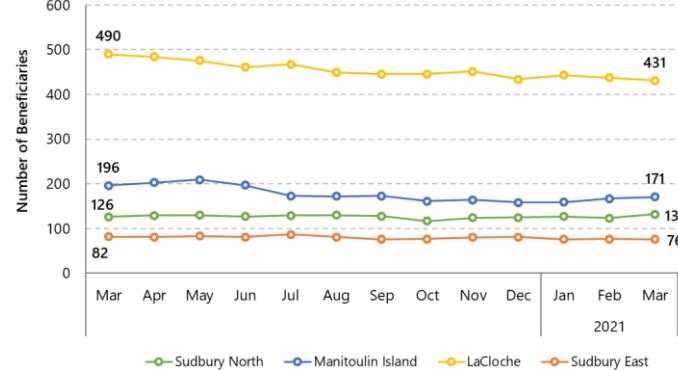


Figure 5: Ontario Works Case Earnings and Exits

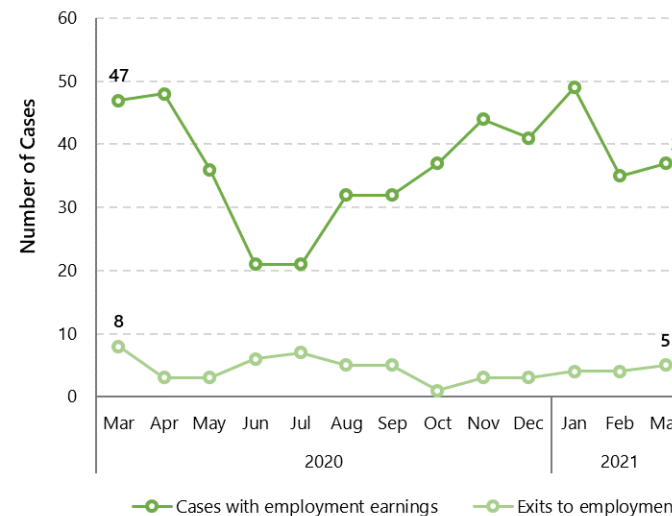
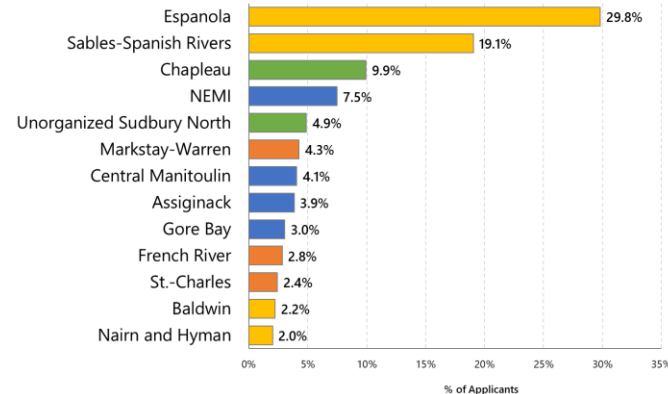


Figure 6: Applicants by Municipality – March 2021



There are **9** municipalities with case counts of less than 5, which are not included in this chart: Billings, Burpee and Mills, Killarney, M'Chigeeng 22 (West Bay 22), Manitoulin Unorganized (West Part), Sucker Creek 23, Tehkummah, Unorganized LaCloche, and Unorganized Sudbury East.