



Statistics Report for March 2019

Ontario Works

March 2019

Ontario Works Program	Total
Number of cases with employment earnings	63
Number of exits off Ontario works due to Employment	6

Employment Subsidy Program

In an attempt to increase our client's average earnings and clients exiting to employment, the employment staff will continue to promote our employment program to prospective employers. The Enhanced Job Placement Program (EJP) is subsidized program that assists our disadvantaged participants in obtaining and maintaining employment. We would like to continue to remind the Municipalities within the Manitoulin-Sudbury DSB area that they may want to consider utilizing this program when they consider hiring additional staff.

Employment Ontario

The Manitoulin-Sudbury DSB began offering Employment Ontario Services effective August 1st, 2010. The new employment service model will provide clients with a single, enhanced point of access to services that are customer-focused, flexible and responsible to local community needs. Employment Ontario offers help to those who are unemployed get training, skills and experience to achieve their goals. The program connects people looking for work with employers looking for workers.

Employment Ontario Caseload	March 2019	YTD –from April 1, 2018	Provincial Target
Number of new participants	14	159	
Number of people using the Resource Centre	218	2363	
Employed/Career Path	67%	98%	69%
Training/Education	13%	128%	10%
Customer Satisfaction	96%	106%	90%

Training Available to Participants

We provide certified in-house training to Ontario Works and Ontario Disability Support Program participants to enhance their skills and abilities.

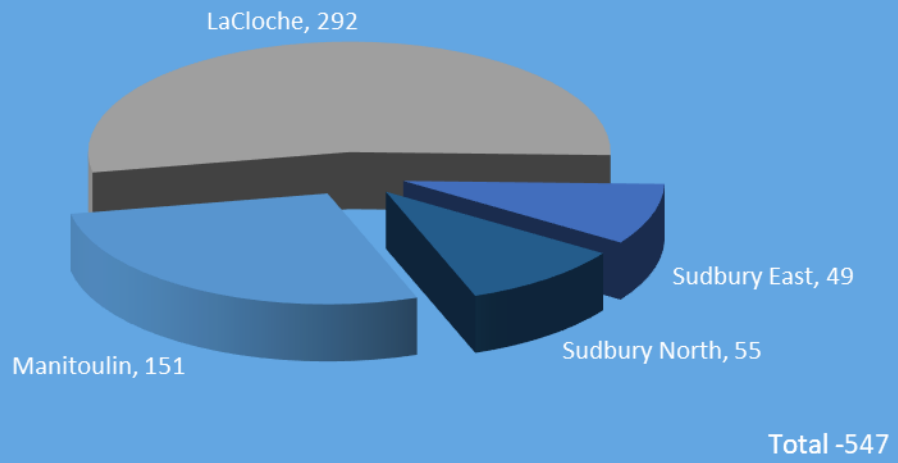
We currently offer the following:

- First Aid / CPR/D
- WHMIS
- Smart Serve
- True Colours
- Service Excellence
- Safe Food Handling
- Traffic Protection Training

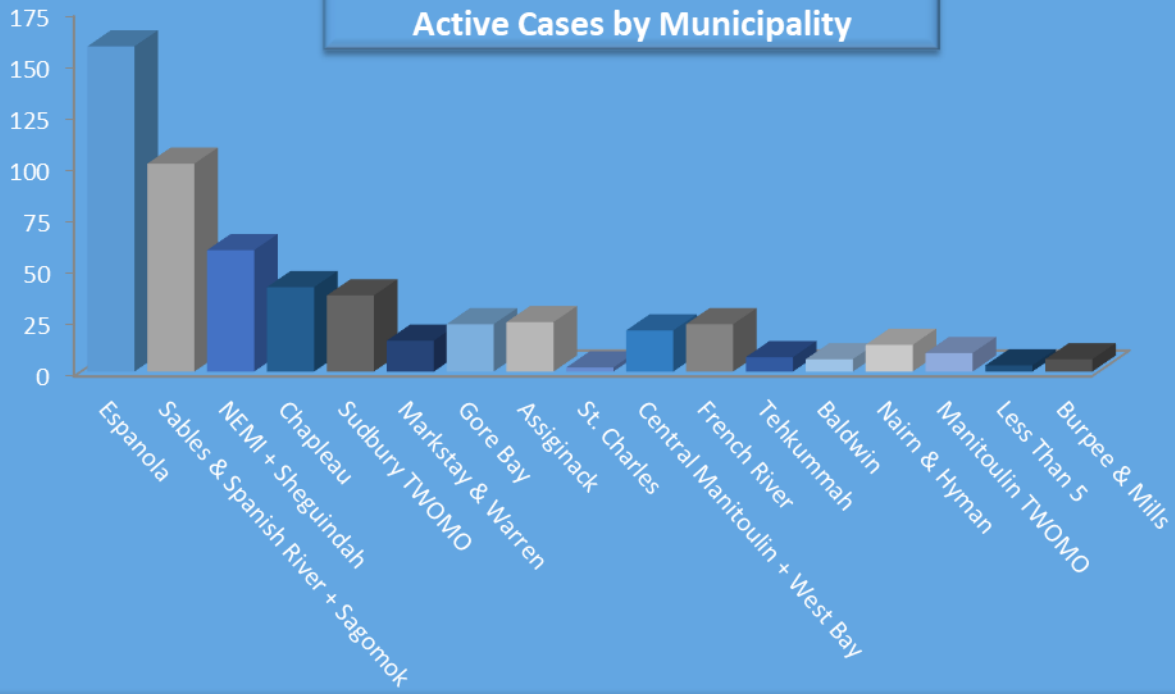
These sessions are normally scheduled on a monthly basis and there should be a **session near your municipality each month**. This training has been made available, free of charge, to member municipalities who have in turn provided the DSB with a free meeting place for the sessions.

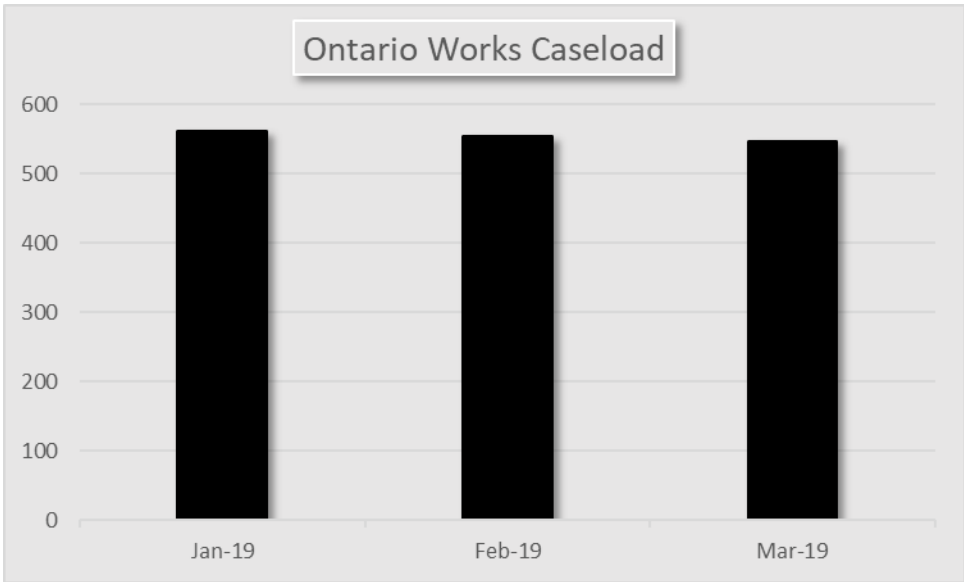
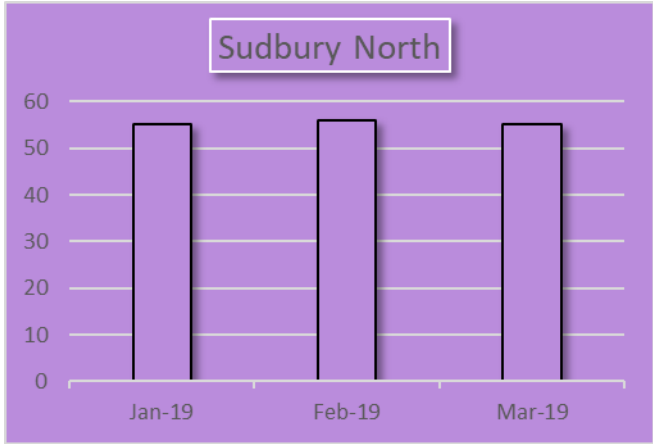
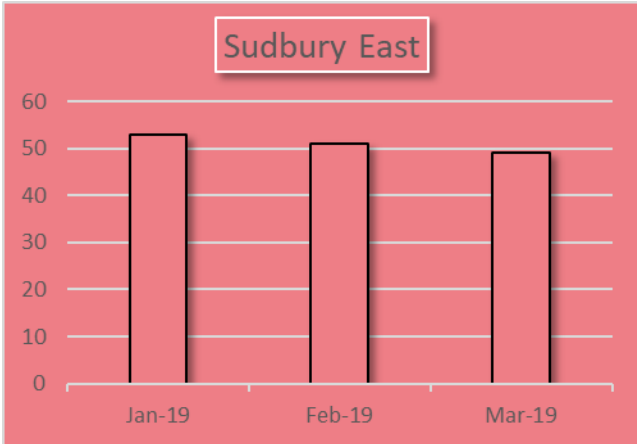
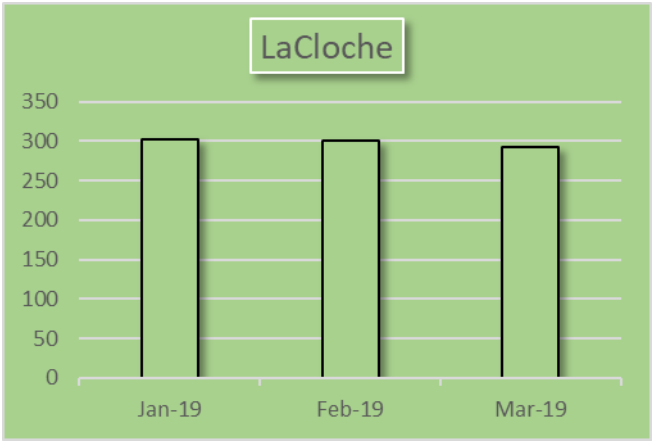
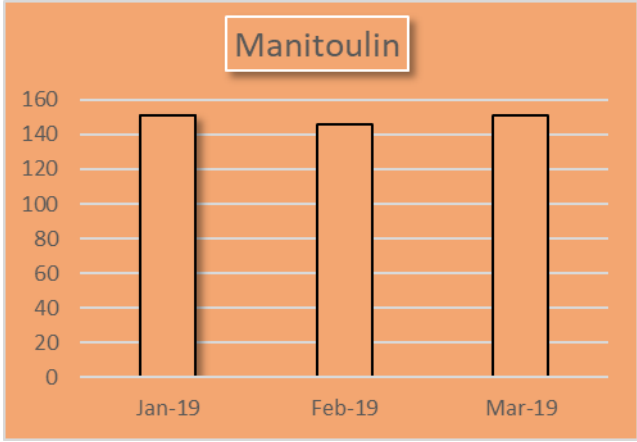
Note of caution: This information below is based on our provincial database system data. As the Social Assistance Management System (SAMS) is not functioning to its fullest capabilities and the integrity of the data obtained is questionable.

Ontario Works Caseload Statistics for March 2019
Active Cases by Region

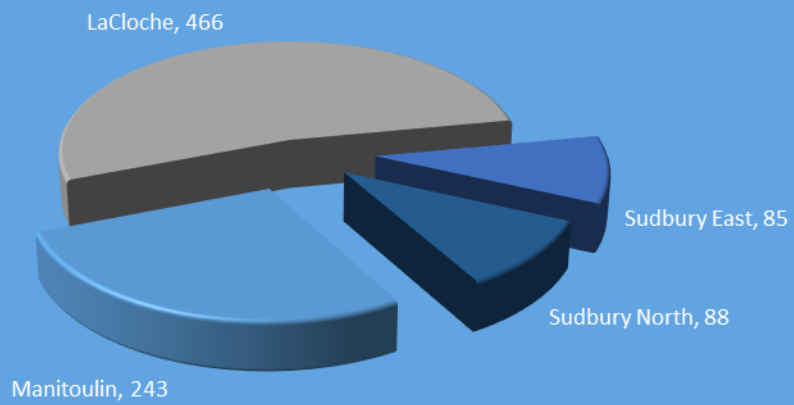


OW Caseload Statistics for March 2019
Active Cases by Municipality





**Number of Adults and Children on Ontario Works
March 2019
Active Case by Region**



Total # of Adults and Children 882

Total Number of Adults and Children on Ontario Works

