



Statistics Report for July 2012

Outcome Based Funding Model

There are 2 key components that we will be required to meet to receive the full ministry funding envelope we are eligible to receive. These are: **Increased Earnings and Increased Employment**. The report below demonstrates the targets set by the Manitoulin-Sudbury DSSAB that need to be met.

Increased Earnings

Average Amount of Employment Earnings

In 2011, the average monthly earnings for employed Ontario Works participants was \$781.67 per month. The highest month being July at \$827.56 and the lowest being April at \$690.12.

For the 2012 calendar year the base line target set by the Manitoulin-Sudbury DSSAB for the average monthly earnings of employed Ontario Works participants is \$677.45 and we hope to increase the average by 2% to \$691.00.

Earnings	2012 Actual	2012 Target
1st Quarter January-March	\$741.47	\$691.00
2nd Quarter April-June	\$769.63	\$691.00
3rd Quarter July-September		\$691.00
4th Quarter October-December		\$691.00

Average Amount of Employment Earnings at EXIT

In 2011, the average amount of earnings at exit for employed Ontario Works participants was \$2,127.77. The highest month being October, at \$3,000.25 and the lowest being July at \$1,349.17.

For the 2012 calendar year the base line target set by the Manitoulin-Sudbury DSSAB for the average amount of earnings at exit is set at \$1,100.00 and we hope to increase this number by 10% to \$1,210.00.

Earnings	2012 Actual	2012 Target
1st Quarter January-March	\$2,050.36	\$1,210.00
2nd Quarter April-June	\$1,198.36	\$1,210.00
3rd Quarter July-September		\$1,210.00
4th Quarter October-December		\$1,210.00



Increased Employment

Percentage of Caseload with Employment Income

In 2011, the percentage of clients employed while receiving Ontario Works was 12.49%. The highest month being August, at 15.63% and the lowest being May at 12.18%.

For the 2012 calendar year the base line target set by the Manitoulin-Sudbury DSSAB for the percentage of clients employed while receiving Ontario Works is 11% and we hope to increase the number of clients working by 5% to 11.6% for 2012.

Earnings	2012 Actual	2012 Target
1st Quarter January-March	10.64%	11.6%
2nd Quarter April-June	12.26%	11.6%
3rd Quarter July-September		11.6%
4th Quarter October-December		11.6%

Percentage of Cases Exiting Due to Employment

In 2011, the average percent of clients exiting Ontario Works due to employment was 10.19%, the highest month being July at 42.31% and the lowest being October at 6.67%.

For the 2012 calendar year the base line target set by the Manitoulin-Sudbury DSSAB for the number of clients exiting Ontario Works due to employment has been set at 13% and we hope to increase the number of clients exiting due to employment by 8% to 14% for 2012.

Earnings	2012 Actual	2012 Target
1st Quarter January-March	5.21%	14%
2nd Quarter April-June	24.37%	14%
3rd Quarter July-September		14%
4th Quarter October-December		14%

Employment Subsidy Program

In an attempt to increase our client's average earnings and clients exiting to employment, the employment staff will continue to promote our employment program to prospective employers. The Enhanced Job Placement Program (EJP) is subsidized program that assists our disadvantaged participants in obtaining and maintaining employment. We would like to continue to remind the Municipalities within the Manitoulin-Sudbury DSSAB area that they may want to consider utilizing this program when they consider hiring additional staff.



July 2012: New and Active Employment Subsidy Placements

Employment Subsidy Placements	Total
Number of <u>NEW</u> Employment Subsidy Placements	1
Number of <u>ACTIVE</u> Employment Subsidy Placements	5
<u>TOTAL</u> Employment Subsidy Placements – Year to Date	8

July 2012: Deferrals/Restrictions/ODSP Participating

Deferrals/Restrictions/ODSP Participating	Total
Number of Participants Deferred	192*
Number of Participants with Restrictions	82
Number of ODSP Clients Participating	10

*It should be noted that a few of these participants still volunteered to participate. As we continue to maintain lower caseloads, we note that a higher percentage of our participants have reasons for restrictions.



Employment Ontario

The Manitoulin-Sudbury DSB began offering Employment Ontario Services effective August 1st, 2010. The new employment service model will provide clients with a single, enhanced point of access to services that are customer-focused, flexible and responsible to local community needs. Employment Ontario offers help to those who are unemployed get training, skills and experience to achieve their goals. The program connects people looking for work with employers looking for workers.

April 2012 to July 2012

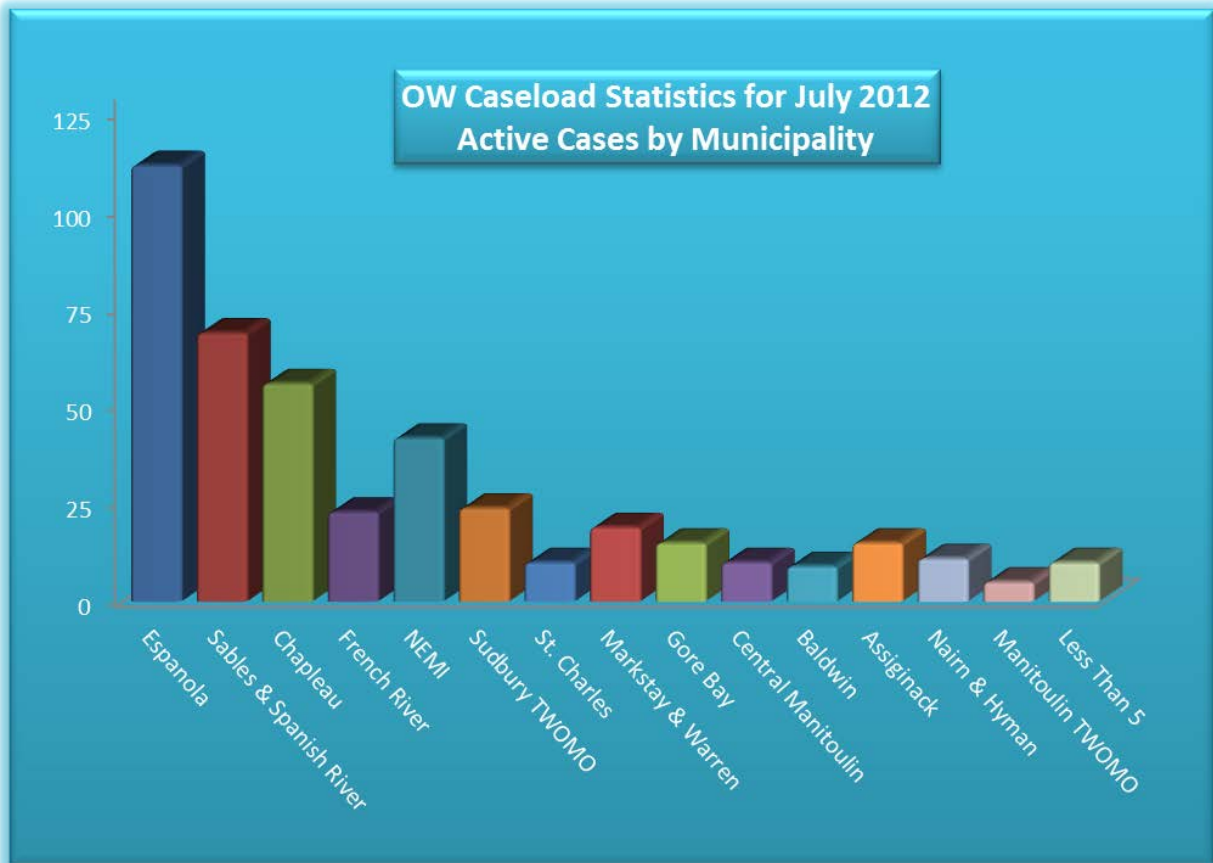
Employment Ontario Caseload	July 2012	YTD-from April 1, 2012	Provincial Target
Number of new participants	12	49	N/A
Number of people using the Resource Centre	278	1038	N/A
Intake in Assisted Services	32	32	100
Employed/Career Path	59%	59%	69%
Training/Education	3%	3%	20%
Customer Satisfaction	100%	100%	85%

Training Available To OW Participants

As a result of the provincial decision to end the enhanced community placement funding the Ontario Works department has redirected its energy from Community Placements to providing in house training to participants. We currently offer the following training to participants:

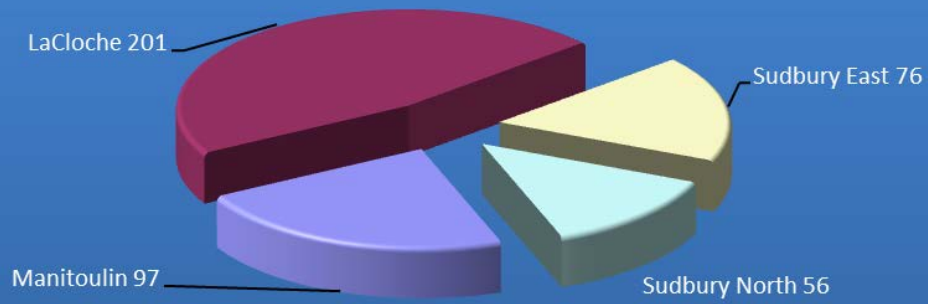
- Emergency First Aid
- First Aid / CPR
- WHMIS
- Chainsaw Certification
- Smart Serve
- True Colours
- Boater Safety
- Team Excellence
- Service Excellence
- Communication Excellence
- Overcoming Negativity
- Ethical Excellence
- Automated External Defibrillation Course
- The Poverty Game
- Follow Your True Colours to the Work you Love
- Safe Food Handling
- Traffic Protection Training

These sessions are normally scheduled on a monthly basis and there should be a **session near your municipality each month**. This training has been made available, free of charge, to member municipalities who have in turn provided the DSSAB with a free meeting place for the sessions.

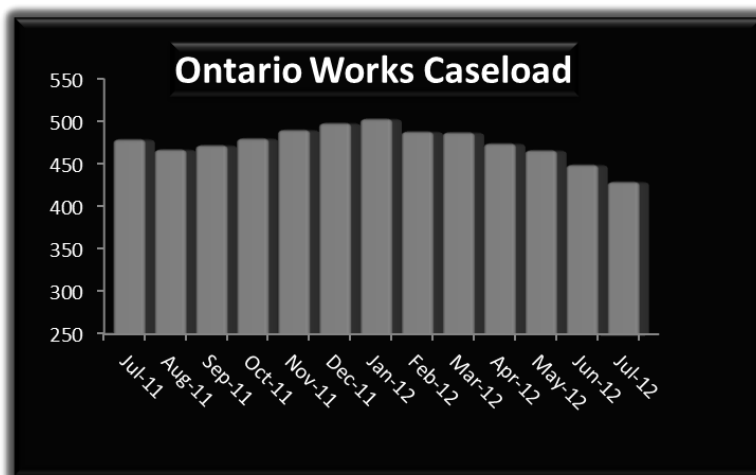
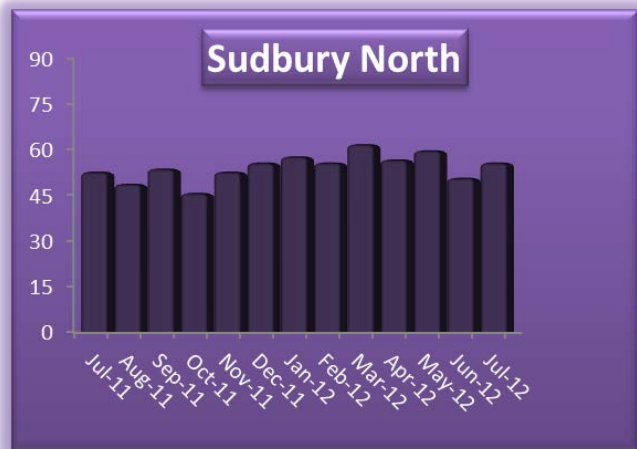
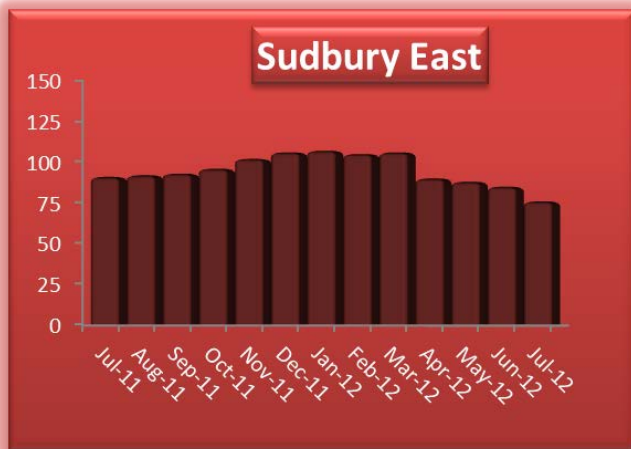
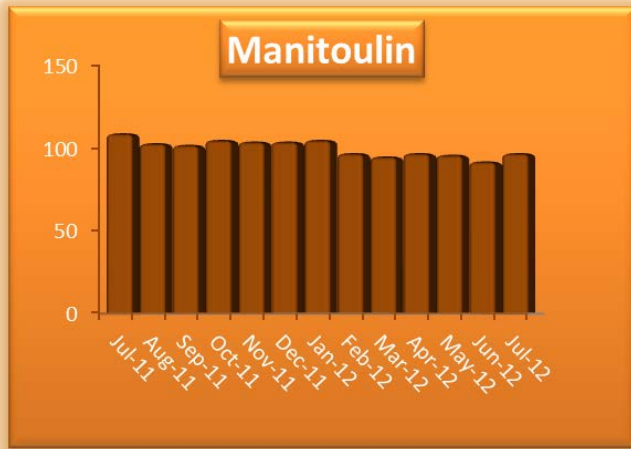


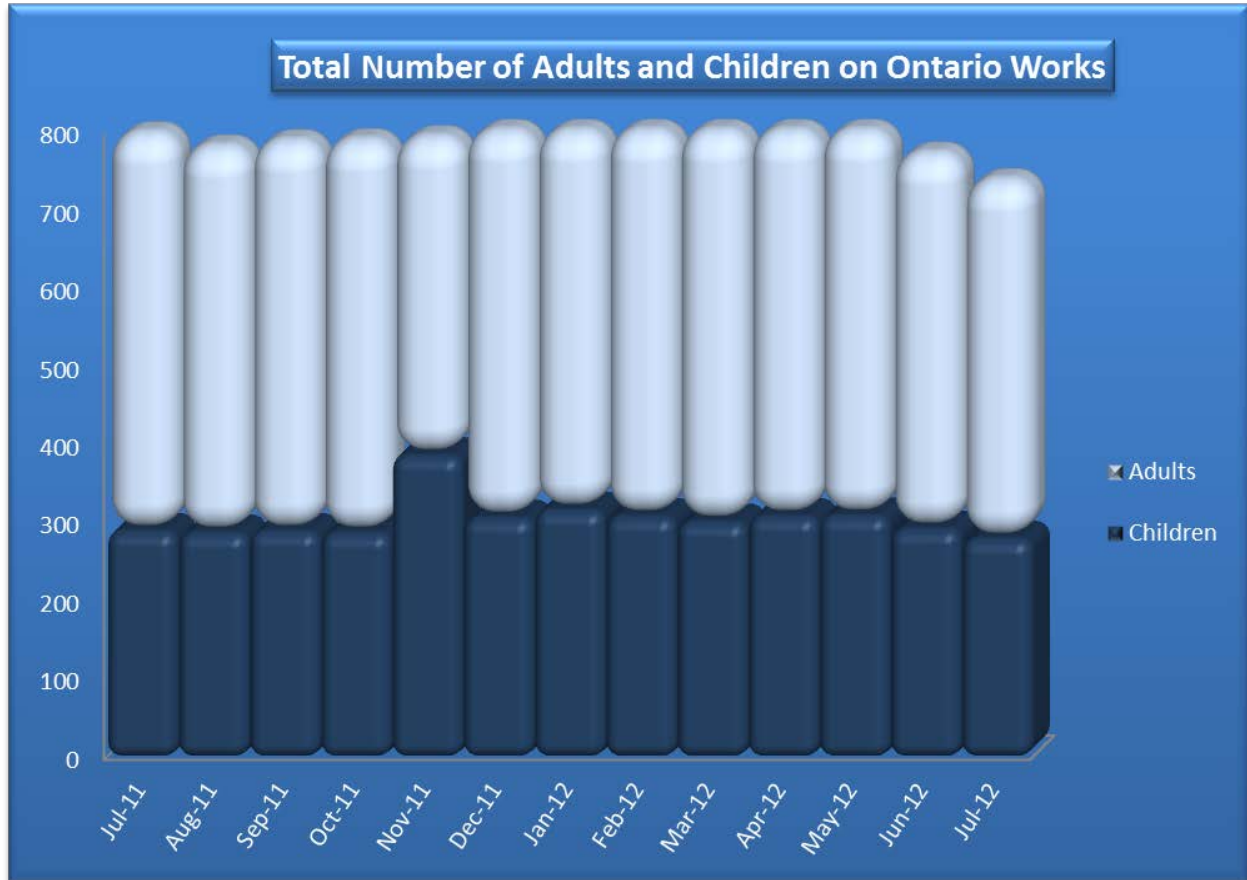


Ontario Works Caseload Statistics for
July 2012
Active Cases by Region



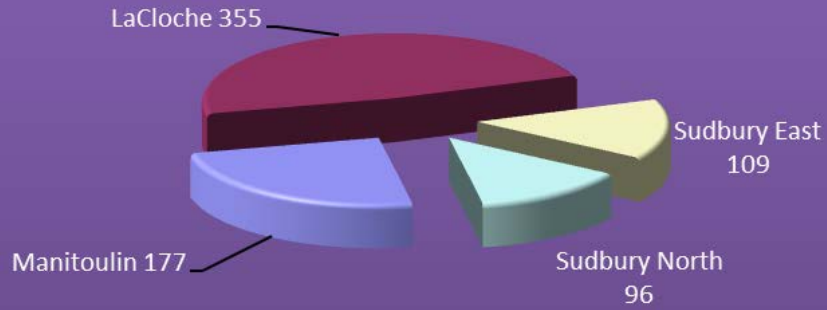
Total Caseload 440







Number of Adults and Children on Ontario Works
July 2012
Active Cases by Region



Total # of Adults and Children 737