



STATISTICS REPORT FOR MAY 2011

OUTCOME BASED FUNDING MODEL

There are 2 key components that we will be required to meet to receive the full ministry funding envelope we are eligible to receive. These are: **Increased Earnings and Increased Employment**. The report below demonstrates the targets set by the Manitoulin-Sudbury DSSAB that need to be met.

INCREASED EARNINGS

Average Amount of Employment Earnings

In 2010, the average monthly earnings for employed Ontario Works participants was \$724.00 per month. The highest month being February at \$851.23 and the lowest being December at \$644.06.

For the 2011 calendar year the base line target set by the Manitoulin-Sudbury DSSAB for the average monthly earnings of employed Ontario Works participants is \$677.45 and we hope to increase the average by 1% to \$684.22.

Earnings	2011 Actual	2011 Target
1st Quarter January-March	\$703.83	\$677.45
2nd Quarter April-June	\$	\$677.45
3rd Quarter July-September	\$	\$677.45
4th Quarter October-December	\$	\$677.45

Average Amount of Employment Earnings at EXIT

In 2010, the average amount of earnings at exit for employed Ontario Works participants was \$1,404.32. The highest month being November, at \$1,985.93 and the lowest being June at \$949.16.

For the 2011 calendar year the base line target set by the Manitoulin-Sudbury DSSAB for the average amount of earnings at exit is set at \$1,100.00 and we hope to increase this number by 1% to \$1,111.00.

Earnings	2011 Actual	2011 Target
1st Quarter January-March	\$1,741.98	\$1,100.00
2nd Quarter April-June	\$	\$1,100.00
3rd Quarter July-September	\$	\$1,100.00
4th Quarter October-December	\$	\$1,100.00

INCREASED EMPLOYMENT

Percentage of Caseload with Employment Income

In 2010, the percentage of clients employed while receiving Ontario Works was 13.68%. The highest month being July, at 16.24% and the lowest being February at 11.25%.

For the 2011 calendar year the base line target set by the Manitoulin-Sudbury DSSAB for the percentage of clients employed while receiving Ontario Works is 11% and we hope to increase the number of clients working by 1% to 12% for 2011.

Earnings	2011 Actual	2011 Target
1st Quarter January-March	13.24%	11.0%
2nd Quarter April-June	%	11.0%
3rd Quarter July-September	%	11.0%
4th Quarter October-December	%	11.0%

Percentage of Cases Exiting Due to Employment

In 2010, the average percent of clients exiting Ontario Works due to employment was 18.87 %, the highest month being August at 40.00% and the lowest being September at 8.57%.

For the 2011 calendar year the base line target set by the Manitoulin-Sudbury DSSAB for the number of clients exiting Ontario Works due to employment has been set at 13% and we hope to increase the number of clients exiting due to employment by 1% to 14% for 2010.

Earnings	2011 Actual	2014 Target
1st Quarter January-March	21.59%	13.0%
2nd Quarter April-June	%	13.0%
3rd Quarter July-September	%	13.0%
4th Quarter October-December	%	13.0%

EMPLOYMENT SUBSIDY PROGRAM

In an attempt to increase our client's average earnings and clients exiting to employment, the employment staff will continue to promote our employment program to prospective employers. The Enhanced Job Placement Program (EJP) is subsidized program that assists our disadvantaged participants in obtaining and maintaining employment. We would like to continue to remind the Municipalities within the Manitoulin-Sudbury DSSAB area that they may want to consider utilizing this program when they consider hiring additional staff.

May 2011: New and Active Employment Subsidy Placements

Employment Subsidy Placements	Total
Number of <u>NEW</u> Employment Subsidy Placements	1
Number of <u>ACTIVE</u> Employment Subsidy Placements	3
<u>TOTAL</u> Employment Subsidy Placements – Year to Date	7

Table: ***May 2011***

Deferrals/Restrictions/ODSP Participating	Total
Number of Participants Deferred	167*
Number of Participants with Restrictions	89
Number of ODSP Clients Participating	9

*It should be noted that a few of these participants still volunteered to participate. As we continue to maintain lower caseloads, we note that a higher percentage of our participants have reasons for restrictions.

EMPLOYMENT ONTARIO

The Manitoulin-Sudbury DSB began offering Employment Ontario Services effective August 1st, 2010. The new employment service model will provide clients with a single, enhanced point of access to services that are customer-focused, flexible and responsible to local community needs. Employment Ontario offers help to those who are unemployed get training, skills and experience to achieve their goals. The program connects people looking for work with employers looking for workers.

Table: **May 2011**


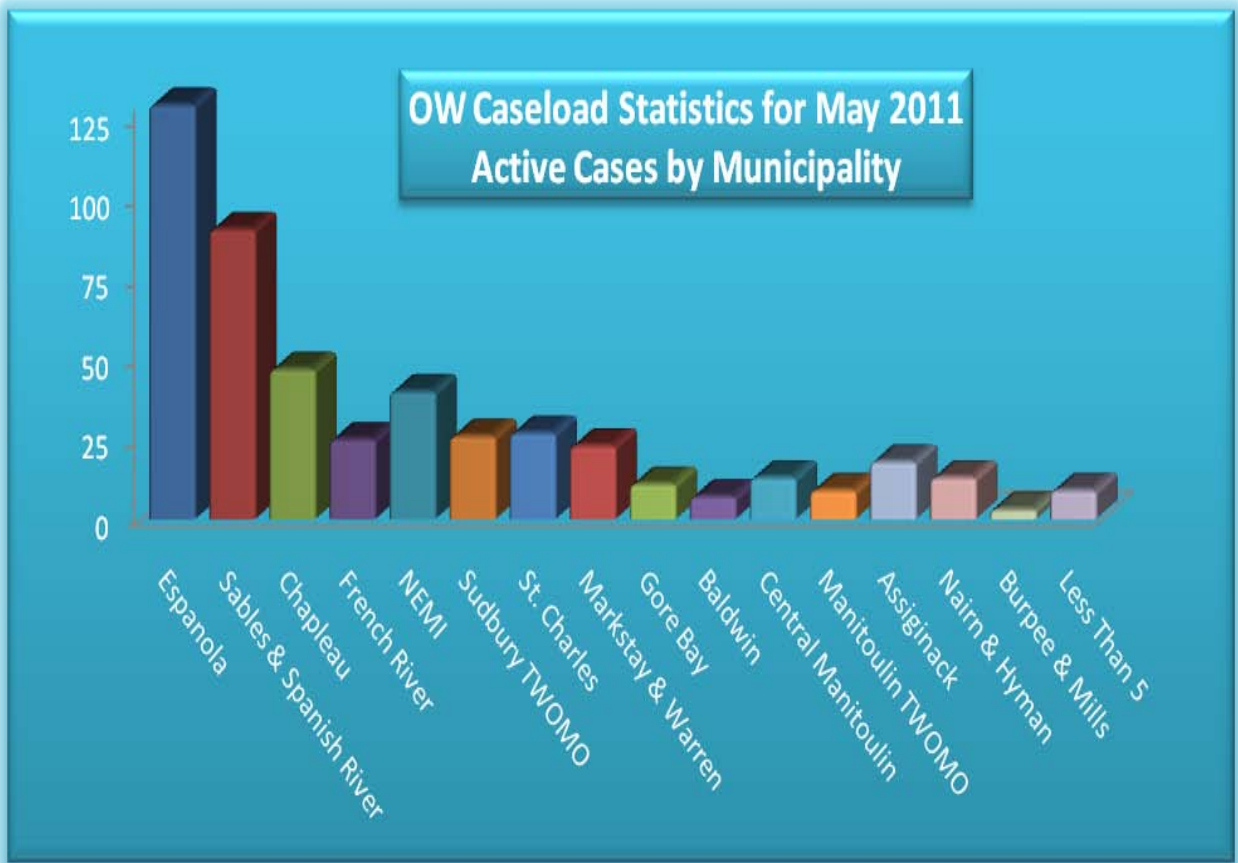
Employment Ontario Caseload	Total
Number of NEW Employment Ontario Cases	8
Number of ACTIVE Employment Ontario Cases	24
TOTAL Employment Ontario Cases – Year to Date	99

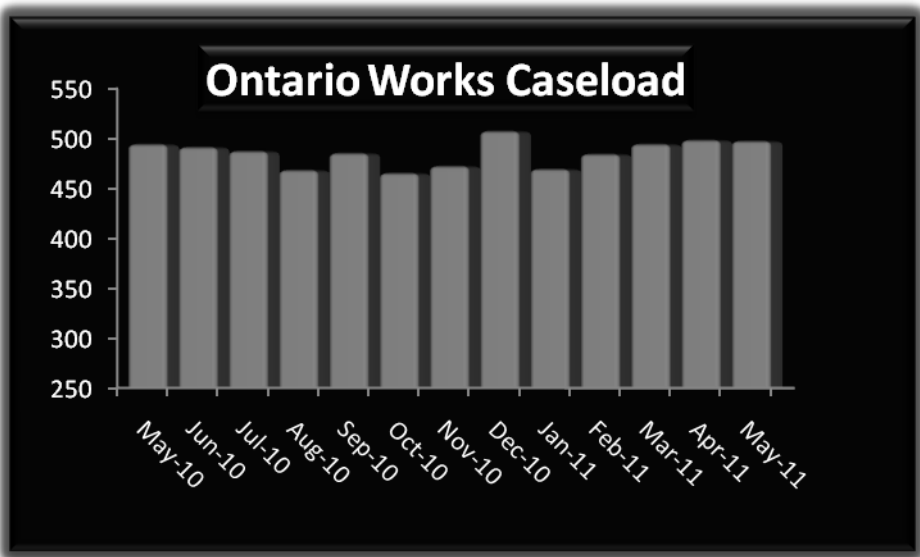
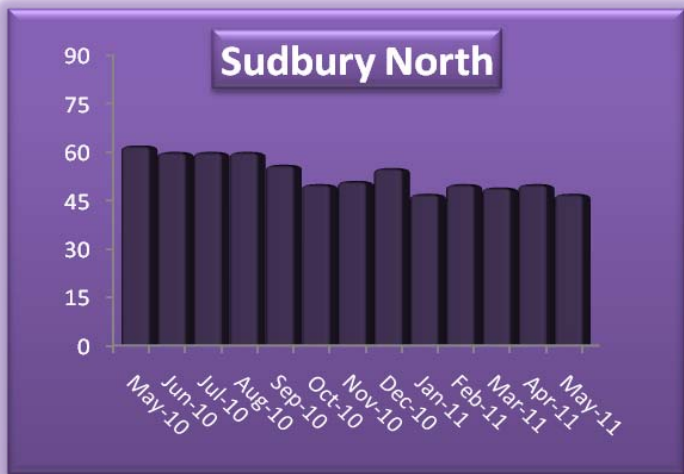
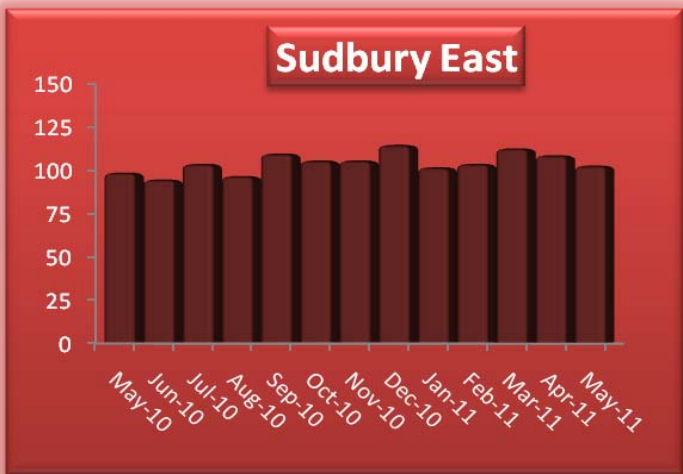
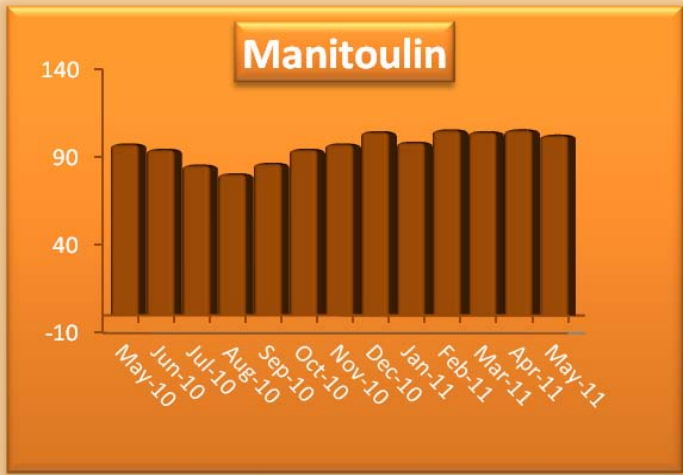
TRAINING AVAILABLE TO OW PARTICIPANTS

As a result of the provincial decision to end the enhanced community placement funding the Ontario Works department has redirected its energy from Community Placements to providing in house training to participants. We currently offer the following training to participants:

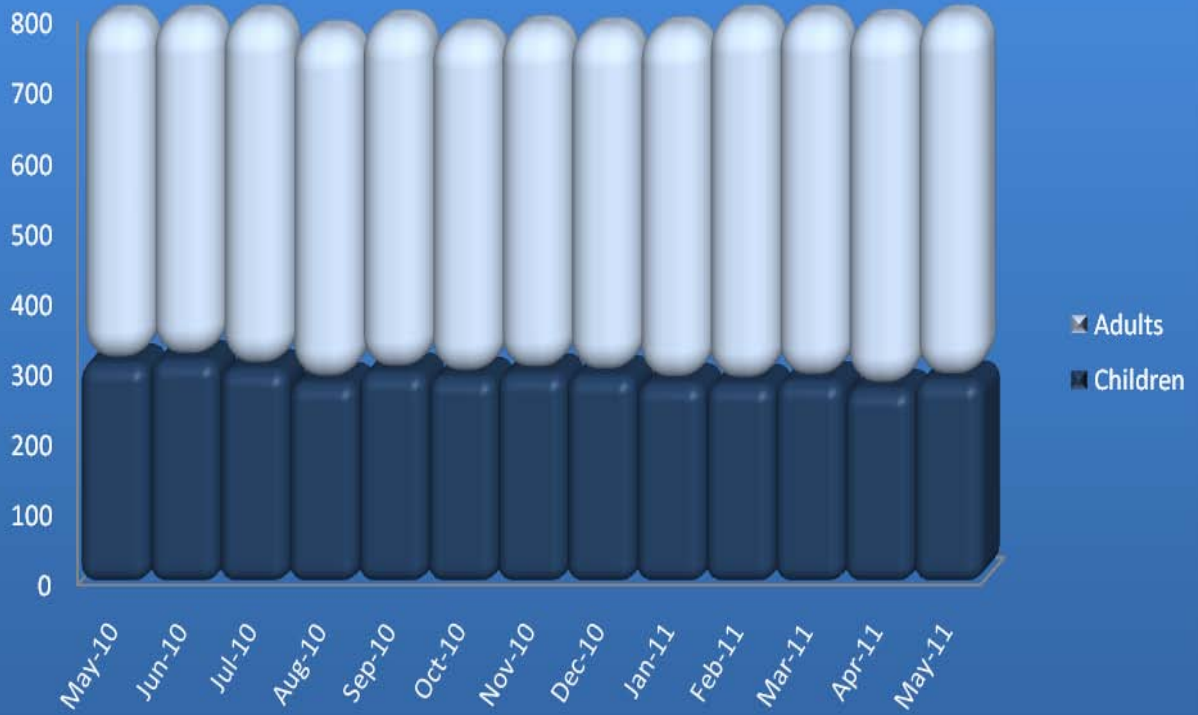
- **Emergency First Aid**
- **First Aid / CPR**
- **WHMIS**
- **Chainsaw Certification**
- **Smart Serve**
- **True Colours**
- **Boater Safety**
- **Team Excellence**
- **Service Excellence**
- **Communication Excellence**
- **Overcoming Negativity**
- **Ethical Excellence**
- **Automated External Defibrillation Course**
- **The Poverty Game**
- **Follow Your True Colours to the Work you Love**
- **Safe Food Handling**
- **Traffic Protection Training**

These sessions are normally scheduled on a monthly basis and there should be a **session near your municipality each month**. This training has been made available, free of charge, to member municipalities who have in turn provided the DSSAB with a free meeting place for the sessions.

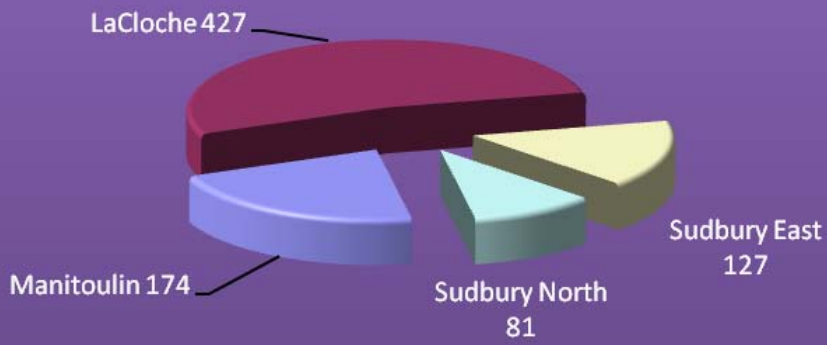




Total Number of Adults and Children on Ontario Works



Number of Adults and Children on Ontario Works May 2011 Active Cases by Region



Total # of Adults and Children 809