



## Statistics Report for December 2009

### Outcome Based Funding Model

There are 2 key components that we will be required to meet to receive the full ministry funding envelope we are eligible to receive. These are: **Increased Earnings and Increased Employment**. The report below demonstrates the targets set by the Manitoulin-Sudbury DSSAB that need to be met.

### Increased Earnings

#### Average Amount of Employment Earnings

In 2008, the average monthly earnings for employed Ontario Works participants was \$766.07 per month. The highest month being October at \$850.08 and lowest month February at \$687.01

For the 2009 calendar year the base line target set by the Manitoulin-Sudbury DSSAB for the average monthly earnings of employed Ontario Works participants is \$687.00 and we hope to increase the average by 2% to \$700.74.

Earnings	2009 Actual	2009 Target
1 <sup>st</sup> Quarter January-March	\$799.60	\$700.74
2 <sup>nd</sup> Quarter April-June	\$790.23	\$700.74
3 <sup>rd</sup> Quarter July-September	\$842.03	\$700.74
4 <sup>th</sup> Quarter October-December	October \$897.76	\$700.74

**Average Amount of Employment Earnings at EXIT**

In 2008, the average amount of earnings at exit for employed Ontario Works participants was \$1,233.16. The highest month being October at \$1,702.51 and lowest month January at \$0.00

For the 2009 calendar year the base line target set by the Manitoulin-Sudbury DSSAB for the average amount of earnings at exit is set at \$870.00 and we hope to increase this number by 2% to \$887.40.

Earnings	2009 Actual	2009 Target
1 <sup>st</sup> Quarter January-March	\$1,382.04	\$887.40
2 <sup>nd</sup> Quarter April-June	\$1,196.93	\$887.40
3 <sup>rd</sup> Quarter July-September	\$1,679.79	\$887.40
4 <sup>th</sup> Quarter October-December	October \$1,453.51	\$887.40

**Increased Employment**

**Percentage of Caseload with Employment Income**

In 2008, the percentage of clients employed while receiving Ontario Works was 15.02%. The highest month being July at 17.43% and lowest month April at 12.10%

For the 2009 calendar year the base line target set by the Manitoulin-Sudbury DSSAB for the percentage of clients employed while receiving Ontario Works is 12% and we hope to increase the number of clients working by 1% to 13% for 2009.

Employment income	2009 Actual	2009 Target
1 <sup>st</sup> Quarter January-March	12.88%	13.0%
2 <sup>nd</sup> Quarter April-June	13.49%	13.0%
3 <sup>rd</sup> Quarter July-September	15.33%	13.0%
4 <sup>th</sup> Quarter October-December	October \$14.64%	13.0%

**Percentage of Cases Exiting Due to Employment**

In 2008, the average percent of clients exiting Ontario Works due to employment was 20.20%; the highest month being July at 37.84% and lowest month January at 0%.

For the 2009 calendar year the base line target set by the Manitoulin-Sudbury DSSAB for the number of clients exiting Ontario Works due to employment has been set at 9% and we hope to increase the number of clients exiting due to employment by 2% to 11% for 2009.

Exiting due to Employment	2009 Actual	2009 Target
1 <sup>st</sup> Quarter January-March	22.55%	11.0%
2 <sup>nd</sup> Quarter April-June	19.09%	11.0%
3 <sup>rd</sup> Quarter July-September	31.62%	11.0%
4 <sup>th</sup> Quarter October-December	October 25.00%	11.0%

**Employment Subsidy Program**

In an attempt to increase our client’s average earnings and clients exiting to employment, the employment staff will continue to promote our employment program to prospective employers. The Enhanced Job Placement Program (EJP) is subsidized program that assists our disadvantaged participants in obtaining and maintaining employment. We would like to continue to remind the Municipalities within the Manitoulin-Sudbury DSSAB area that they may want to consider utilizing this program when they consider hiring additional staff.

***November 2009: New and Active Employment Subsidy Placements***

Employment Subsidy Placements	Total
Number of <u>NEW</u> Employment Subsidy Placements	0
Number of <u>ACTIVE</u> Employment Subsidy Placements	4
<b><u>TOTAL</u> Employment Subsidy Placements – Year to Date</b>	<b>7</b>

Table: November 2009

Deferrals/Restrictions/ODSP Participating	Total
Number of Participants Deferred	148*
Number of Participants with Restrictions	55
Number of ODSP Clients Participating	12

\*It should be noted that a few of these participants still volunteered to participate. As we continue to maintain lower caseloads, we note that a higher percentage of our participants have reasons for restrictions.

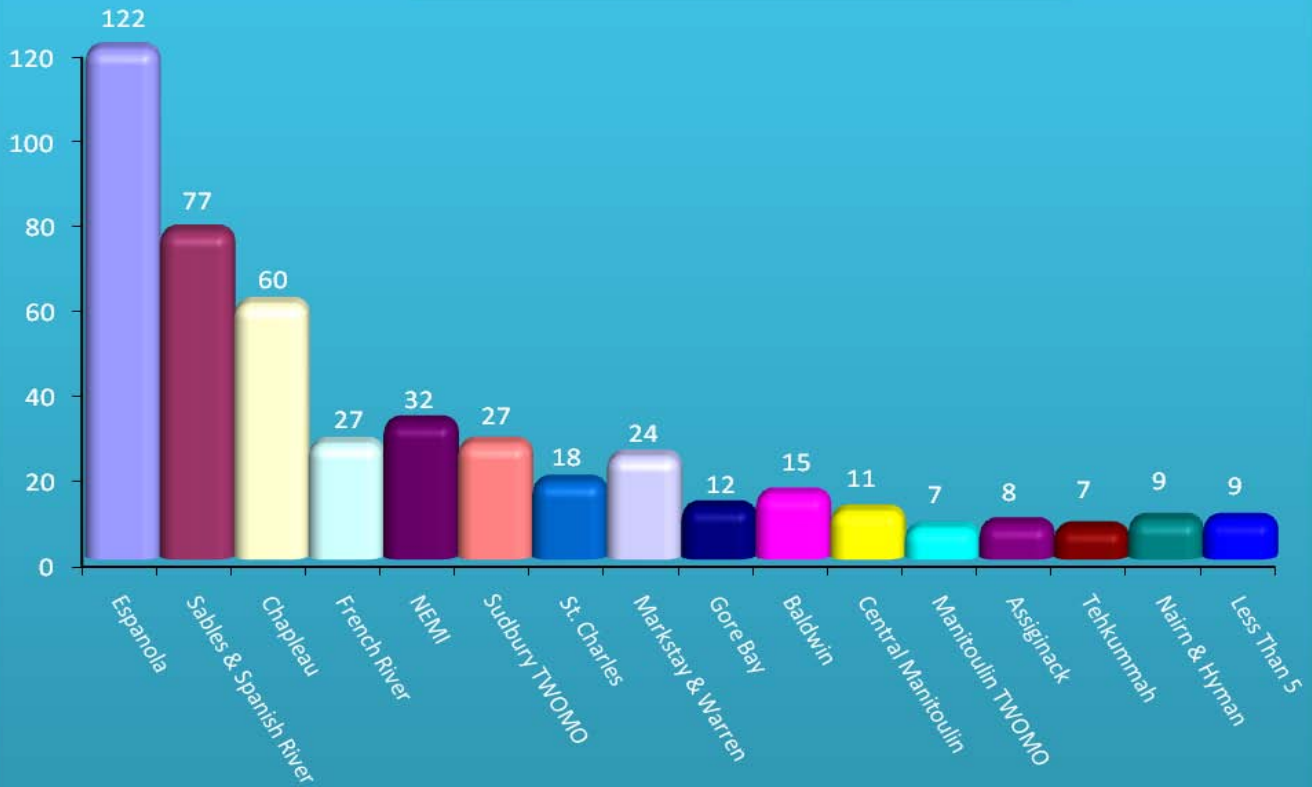
**Training Available to OW Participants**

As a result of the provincial decision to end the enhanced community placement funding the Ontario Works department has redirected its energy from Community Placements to providing in house training to participants. We currently offer the following training to participants:

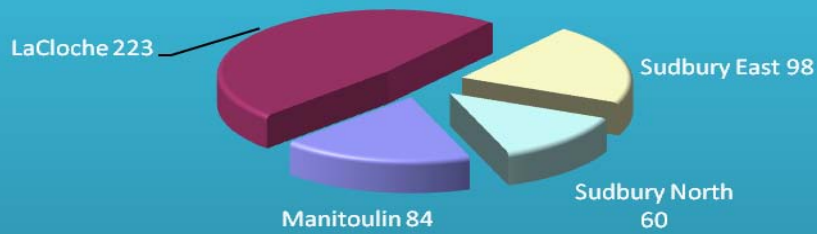
- **Emergency First Aid**
- **First Aid / CPR**
- **WHMIS**
- **Chainsaw Certification**
- **Smart Serve**
- **True Colours**
- **Boater Safety**
- **Team Excellence**
- **Service Excellence**
- **Communication Excellence**
- **Overcoming Negativity**
- **Ethical Excellence**
- **Automated External Defibrillation Course**
- **The Poverty Game**
- **Follow Your True Colours to the Work you Love**
- **Safe Food Handling**
- **Traffic Protection Training**

These sessions are normally scheduled on a monthly basis and there should be a **session near your municipality each month**. This training has been made available, free of charge, to member municipalities who have in turn provided the DSSAB with a free meeting place for the sessions.

**Ontario Works Caseload Statistics for December 2009  
Active Cases by Municipality**



**Ontario Works Caseload Statistics for December 2009  
Active Cases by Region**



OW Caseload 465

### Manitoulin



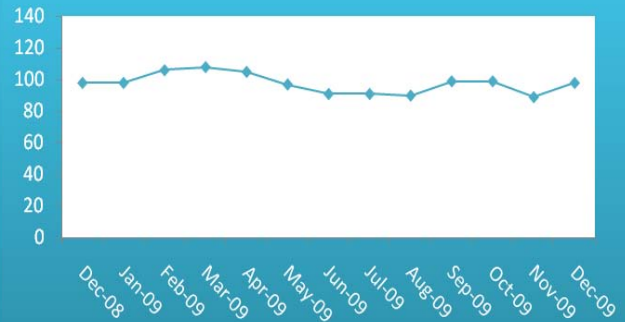
### LaCloche



### Sudbury North



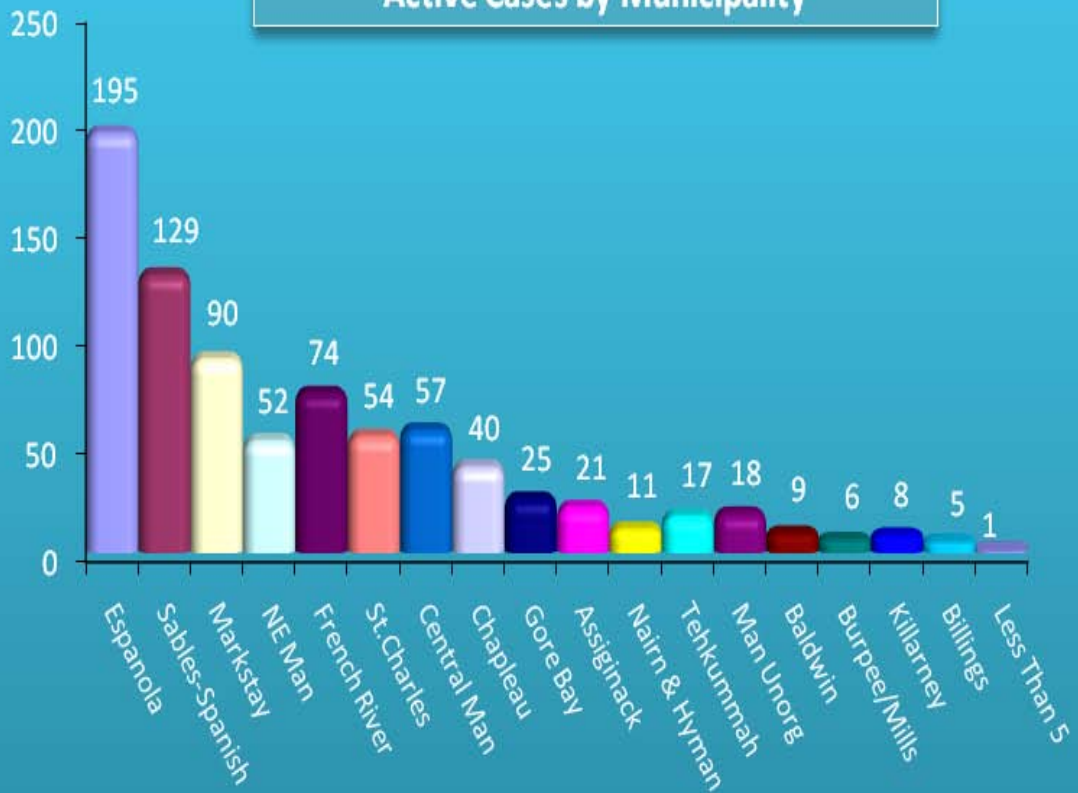
### Sudbury East



### Ontario Works Caseload



**ODSP Caseload Statistics for November 2009**  
**Active Cases by Municipality**



**ODSP Caseload Statistics for November 2009**  
**Active Cases by Region**



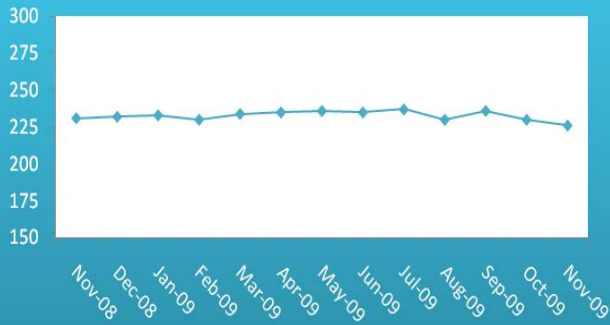
### Manitoulin



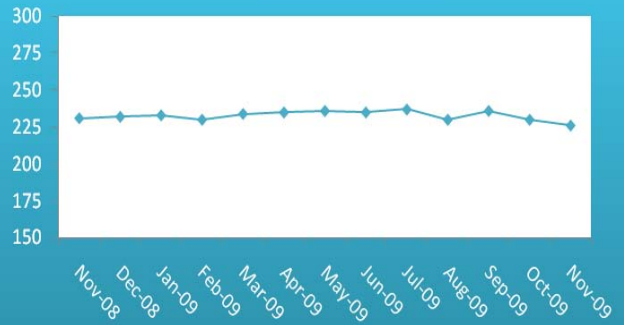
### LaCloche



### Sudbury East



### Sudbury East

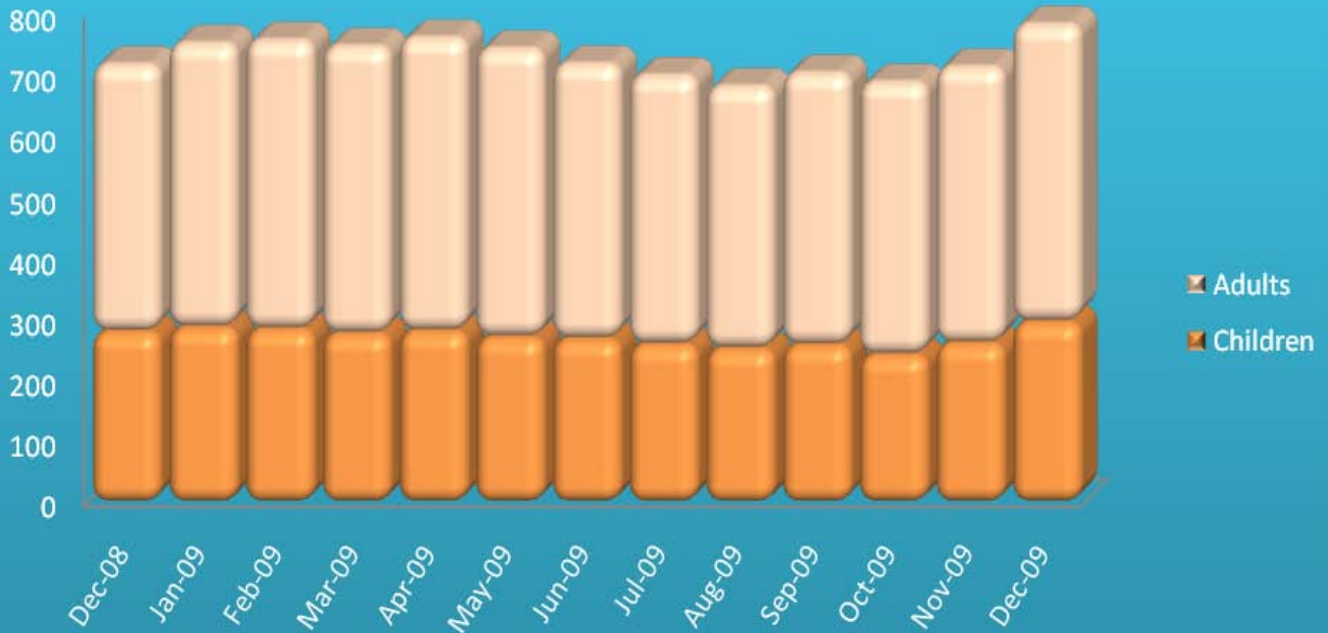


### ODSP Caseload





## Total Number of Adults and Children on Ontario Works



## Number of Adults and Children on Ontario Works December 2009 Active Cases by Region

