



**Outcome Based Funding Model**

**February 2009**

There are 3 key components that we will be required to meet to receive the full ministry funding envelope we are eligible to receive. These are: **Increased Earnings, Increased Employment and Increased Employability**. The report below demonstrates the targets set by the Manitoulin-Sudbury DSSAB that need to be met.

**Increased Earnings**

**Outcome Based Earnings:** Each calendar year the Ministry requires that we increase the client's earnings. In 2007, the average monthly earnings for employed Ontario Works participants was \$717.26 and the average amount of earnings at exit was \$1,179.83

**Average amount of employment earnings**

For the 2008 calendar year the base line target set by the Manitoulin-Sudbury DSSAB for the average monthly earnings of employed Ontario Works participants is \$548.25 and we hope to increase the average by 2% to \$559.22.

Earnings	2008 Actual	2008 Target
1 <sup>st</sup> Quarter January-March	\$701.91	\$572.22
2 <sup>nd</sup> Quarter April-June	\$746.63	\$520.20
3 <sup>rd</sup> Quarter July-September	\$812.11	\$572.22
4 <sup>th</sup> Quarter October-December		\$572.22

**Average amount of employment earnings at EXIT**

For the 2008 calendar year the base line target set by the Manitoulin-Sudbury DSSAB for the average amount of earnings at exit has been set at \$580.75 and we hope to increase this number by 2% to \$592.37.

Earnings	2008 Actual	2008 Target
1 <sup>st</sup> Quarter January-March	\$869.76	\$618.12
2 <sup>nd</sup> Quarter April-June	\$1,103.91	\$515.10
3 <sup>rd</sup> Quarter July-September	\$1,432.35	\$618.12
4 <sup>th</sup> Quarter October-December		\$618.12

**Increased Employment**

**Outcome Based Employment:** Each year the Ministry requires that we increase the number of clients finding employment and exiting Ontario Works due to Employment Income over the previous year's actual. In 2007, the percentage of clients employed while receiving Ontario Works was 16.29% and the percent of clients exiting Ontario Works due to employment was 26.84%.

**Percentage of Caseload with Employment Income**

For the 2008 calendar year the base line target set by the Manitoulin-Sudbury DSSAB for the percentage of clients employed while receiving Ontario Works is 10% and we hope to increase the number of clients working by 2%.

Employment income	2008 Actual	2008 Target
1 <sup>st</sup> Quarter January-March	12.97%	12.0%
2 <sup>nd</sup> Quarter April-June	13.53%	12.0%
3 <sup>rd</sup> Quarter July-September	16.95%	12.0%
4 <sup>th</sup> Quarter October-December		12.0%

**Percentage of cases exiting due to Employment**

For the 2008 calendar year the base line target set by the Manitoulin-Sudbury DSSAB for the number of clients exiting Ontario Works due to employment has been set at 5% and we hope to increase the number of clients exiting due to employment by 2%.

Exiting due to Employment	2008 Actual	2008 Target
1 <sup>st</sup> Quarter January-March	14.63%	7.0%
2 <sup>nd</sup> Quarter April-June	19.85%	7.0%
3 <sup>rd</sup> Quarter July-September	25.45%	7.0%
4 <sup>th</sup> Quarter October-December		7.0%

**Employment Subsidy Program**

In an attempt to increase our client’s average earnings and clients exiting to employment, the employment staff will continue to promote our employment program to prospective employers. The Enhanced Job Placement Program (EJP) is subsidized program that assists our disadvantaged participants in obtaining and maintaining employment. We would like to continue to remind the Municipalities within the Manitoulin-Sudbury DSSAB area that they may want to consider utilizing this program when they consider hiring additional staff.

**January 2009: New and Active Employment Subsidy Placements**

<b>Employment Subsidy Placements</b>	<b>Total</b>
Number of <u>NEW</u> Employment Subsidy Placements	<b>0</b>
Number of <u>ACTIVE</u> Employment Subsidy Placements	<b>3</b>
<b><u>TOTAL</u> Employment Subsidy Placements – Year to Date</b>	<b>3</b>

*Table: January 2009*

<b>Deferrals/Restrictions/ODSP Participating</b>	<b>Total</b>
Number of Participants Deferred	<b>160*</b>
Number of Participants with Restrictions	<b>76</b>
Number of ODSP Clients Participating	<b>14</b>

\*It should be noted that a few of these participants still volunteered to participate. As we continue to maintain lower caseloads, we note that a higher percentage of our participants have reasons for restrictions.

### **Training Available to OW Participants**

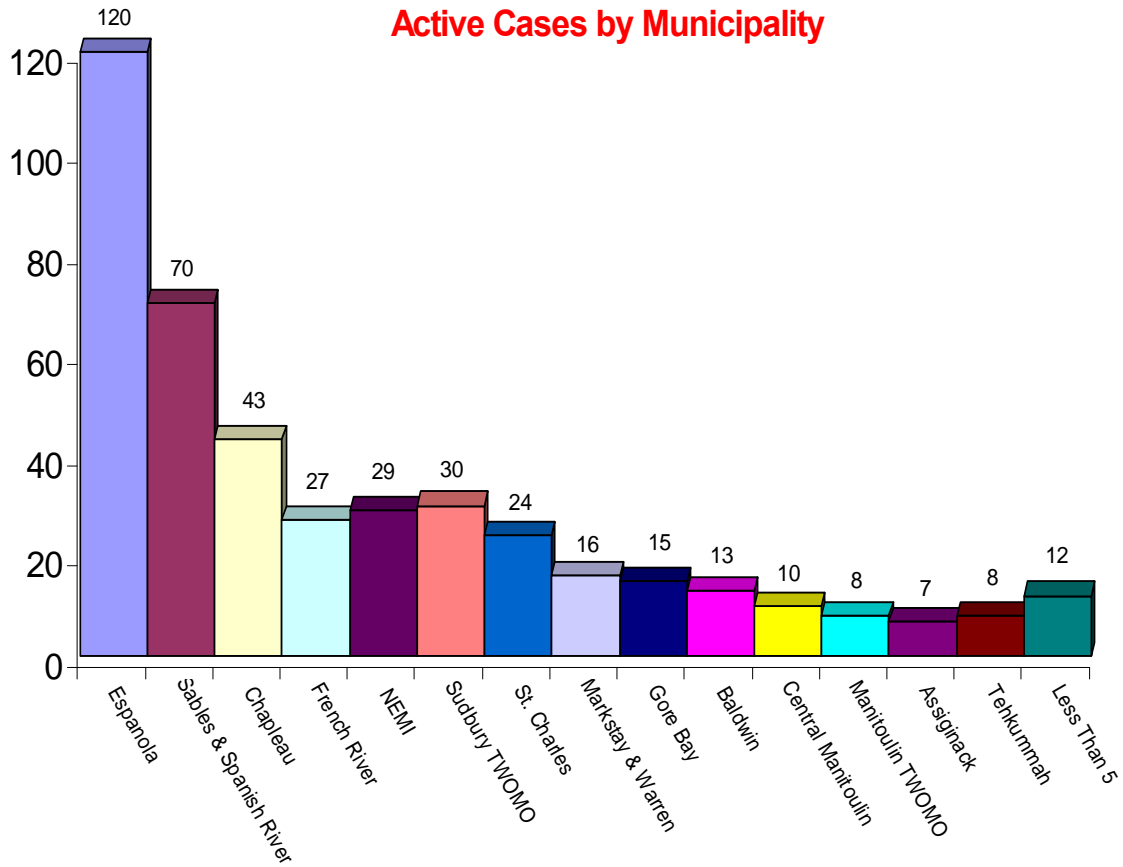
As a result of the provincial decision to end the enhanced community placement funding the Ontario Works department has redirected its energy from Community Placements to providing in house training to participants. We currently offer the following training to participants:

- **Emergency First Aid**
- **First Aid / CPR**
- **WHMIS**
- **Chainsaw Certification**
- **Smart Serve**
- **True Colours**
- **Boater Safety**
- **Team Excellence**
- **Service Excellence**
- **Communication Excellence**
- **Overcoming Negativity**
- **Ethical Excellence**
- **Automated External Defibrillation Course**
- **The Poverty Game**
- **Follow Your True Colours to the Work you Love**
- **Safe Food Handling**
- **Traffic Protection Training**

These sessions are normally scheduled on a monthly basis and there should be a **session near your municipality each month**. This training has been made available, free of charge, to member municipalities who have in turn provided the DSSAB with a free meeting place for the sessions.

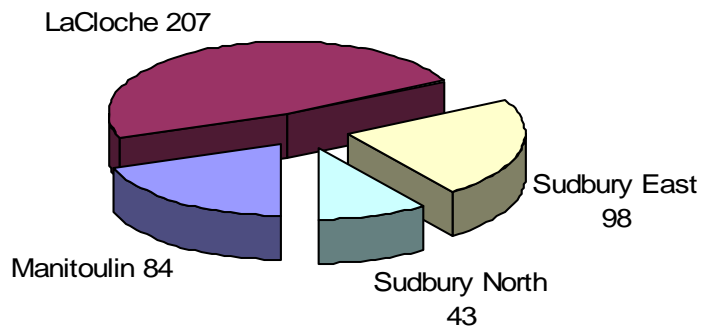
## Ontario Works Caseload Statistics for January 2009

### Active Cases by Municipality

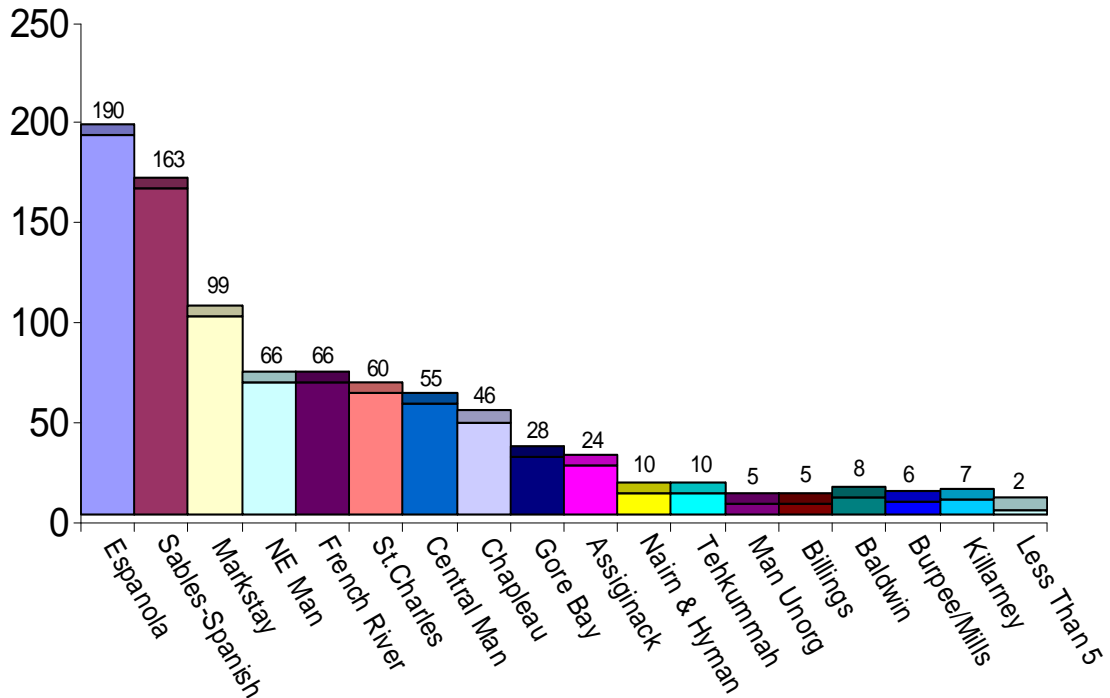


## Ontario Works Caseload Statistics for January 2009

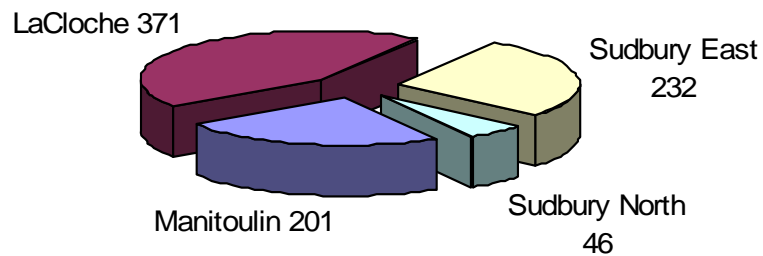
### Active Cases by Catchment Area



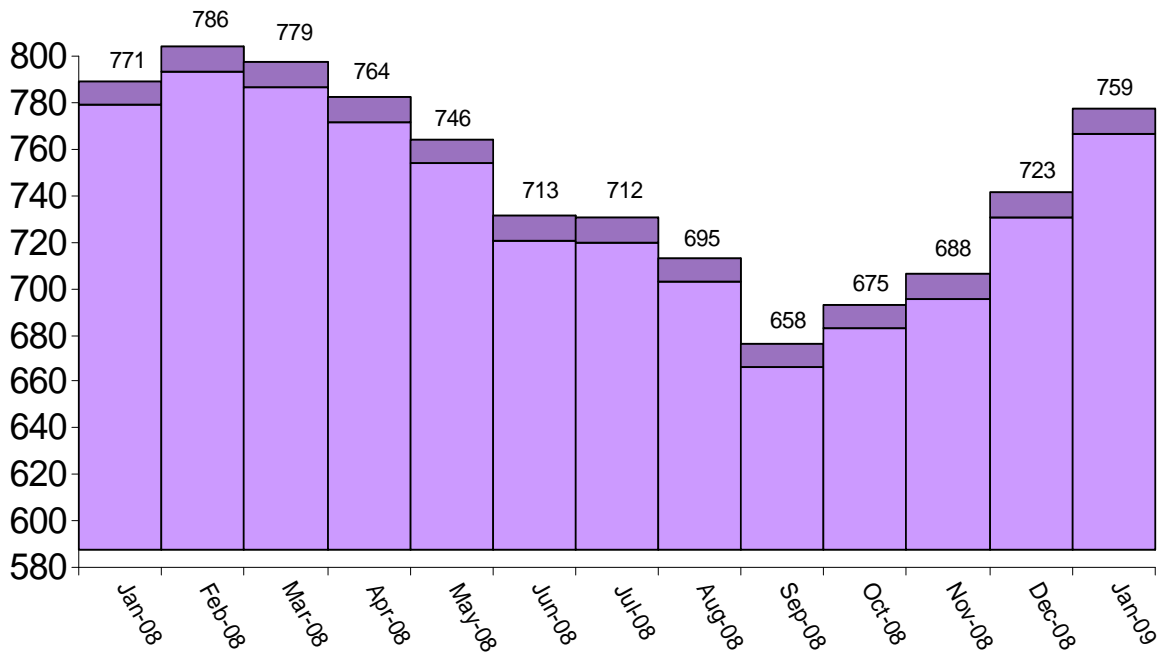
**ODSP Caseload Statistics for  
December 2008**  
**Active Cases by Municipality**



**ODSP Caseload Statistics for December 2008**  
**Active Cases by Catchment Area**



## Total Number of Adults and Children on Ontario Works



## Number of Adults and Children on Ontario Works January 2009

### Active Cases by Region

