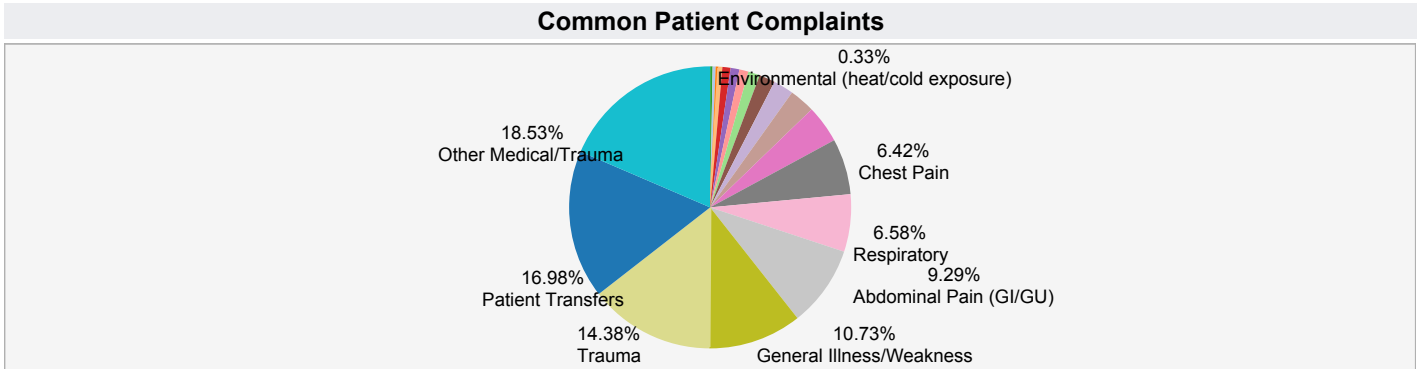




Common Patient Complaints



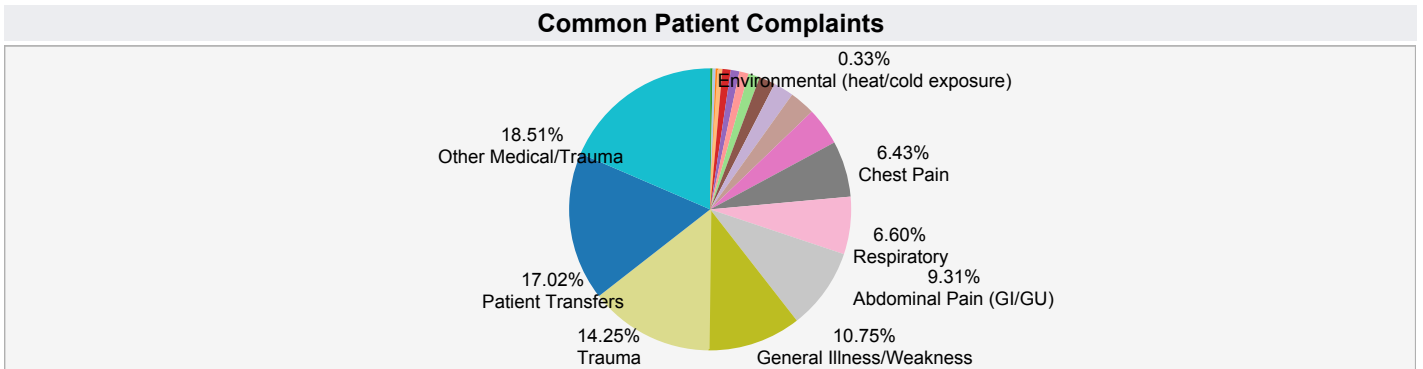
Patient Complaint Numbers	
Other Medical/Trauma	335
Patient Transfers	307
Trauma	260
General Illness/Weakness	194
Abdominal Pain (GI/GU)	168
Respiratory	119
Chest Pain	116
Psychiatric	78
Altered Consciousness	53
Stroke	42
OD/Alcohol	33
Cardiac Arrest	24
Diabetes	19
Seizures	18
OBS/Neonate	17
Allergic Reactions	8
Choking	6
Environmental (heat/cold exposure)	6
Endocrinal/Toxicological	5

Patient Complaint Percentages	
Other Medical/Trauma	18.53%
Patient Transfers	16.98%
Trauma	14.38%
General Illness/Weakness	10.73%
Abdominal Pain (GI/GU)	9.29%
Respiratory	6.58%
Chest Pain	6.42%
Psychiatric	4.31%
Altered Consciousness	2.93%
Stroke	2.32%
OD/Alcohol	1.83%
Cardiac Arrest	1.33%
Diabetes	1.05%
Seizures	1.00%
OBS/Neonate	0.94%
Allergic Reactions	0.44%
Choking	0.33%
Environmental (heat/cold exposure)	0.33%
Endocrinal/Toxicological	0.28%

- Year**
- 1900
 - 2010
 - 2011
 - 2012
 - 2013
 - 2014
 - 2015
 - 2016
 - 2017
- Month**
- January
 - February
 - March
 - April
 - May
 - June
 - July
 - August
 - September
 - October
 - November
 - December



Common Patient Complaints



Patient Complaint Numbers	
Other Medical/Trauma	334
Patient Transfers	307
Trauma	257
General Illness/Weakness	194
Abdominal Pain (GI/GU)	168
Respiratory	119
Chest Pain	116
Psychiatric	78
Altered Consciousness	53
Stroke	42
OD/Alcohol	33
Cardiac Arrest	24
Diabetes	19
Seizures	18
OBS/Neonate	17
Allergic Reactions	8
Choking	6
Environmental (heat/cold exposure)	6
Endocrinal/Toxicological	5

Patient Complaint Percentages	
Other Medical/Trauma	18.51%
Patient Transfers	17.02%
Trauma	14.25%
General Illness/Weakness	10.75%
Abdominal Pain (GI/GU)	9.31%
Respiratory	6.60%
Chest Pain	6.43%
Psychiatric	4.32%
Altered Consciousness	2.94%
Stroke	2.33%
OD/Alcohol	1.83%
Cardiac Arrest	1.33%
Diabetes	1.05%
Seizures	1.00%
OBS/Neonate	0.94%
Allergic Reactions	0.44%
Choking	0.33%
Environmental (heat/cold exposure)	0.33%
Endocrinal/Toxicological	0.28%

Year

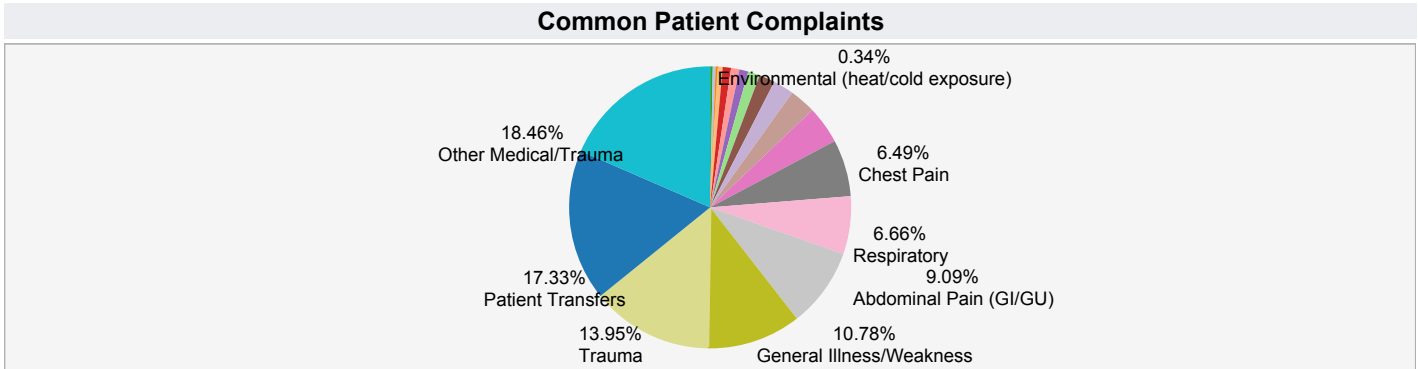
- 1900
- 2010
- 2011
- 2012
- 2013
- 2014
- 2015
- 2016
- 2017

Month

- January
- February
- March
- April
- May
- June
- July
- August
- September
- October
- November
- December



Common Patient Complaints



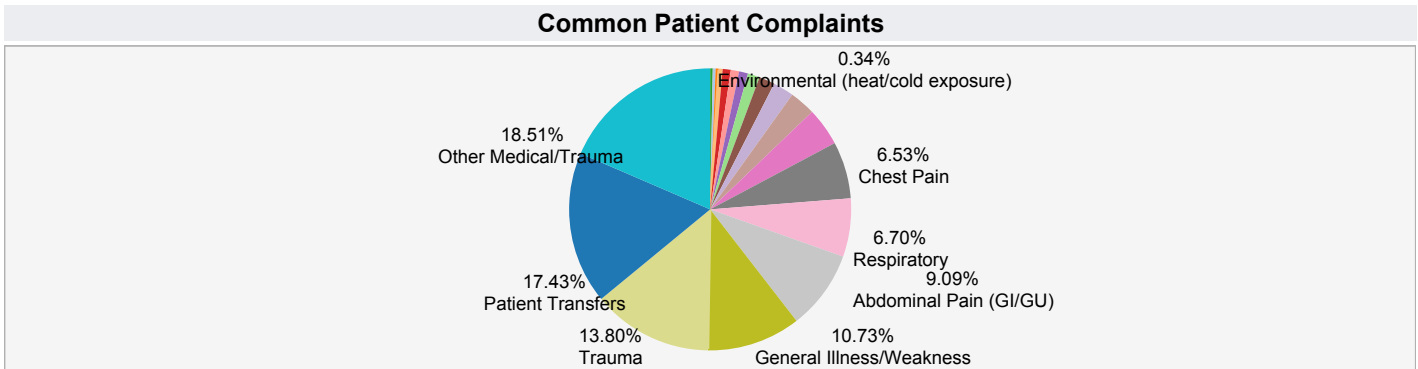
Patient Complaint Numbers	
Other Medical/Trauma	327
Patient Transfers	307
Trauma	247
General Illness/Weakness	191
Abdominal Pain (GI/GU)	161
Respiratory	118
Chest Pain	115
Psychiatric	77
Altered Consciousness	53
Stroke	42
OD/Alcohol	32
Cardiac Arrest	24
Seizures	18
OBS/Neonate	17
Diabetes	17
Allergic Reactions	8
Choking	6
Environmental (heat/cold exposure)	6
Endocrinal/Toxicological	5

Patient Complaint Percentages	
Other Medical/Trauma	18.46%
Patient Transfers	17.33%
Trauma	13.95%
General Illness/Weakness	10.78%
Abdominal Pain (GI/GU)	9.09%
Respiratory	6.66%
Chest Pain	6.49%
Psychiatric	4.35%
Altered Consciousness	2.99%
Stroke	2.37%
OD/Alcohol	1.81%
Cardiac Arrest	1.36%
Seizures	1.02%
OBS/Neonate	0.96%
Diabetes	0.96%
Allergic Reactions	0.45%
Choking	0.34%
Environmental (heat/cold exposure)	0.34%
Endocrinal/Toxicological	0.28%

- Year**
- 1900
 - 2010
 - 2011
 - 2012
 - 2013
 - 2014
 - 2015
 - 2016
 - 2017
- Month**
- January
 - February
 - March
 - April
 - May
 - June
 - July
 - August
 - September
 - October
 - November
 - December



Common Patient Complaints



Patient Complaint Numbers	
Other Medical/Trauma	326
Patient Transfers	307
Trauma	243
General Illness/Weakness	189
Abdominal Pain (GI/GU)	160
Respiratory	118
Chest Pain	115
Psychiatric	77
Altered Consciousness	52
Stroke	42
OD/Alcohol	32
Cardiac Arrest	24
Seizures	18
Diabetes	17
OBS/Neonate	16
Allergic Reactions	8
Choking	6
Environmental (heat/cold exposure)	6
Endocrinal/Toxicological	5

Patient Complaint Percentages	
Other Medical/Trauma	18.51%
Patient Transfers	17.43%
Trauma	13.80%
General Illness/Weakness	10.73%
Abdominal Pain (GI/GU)	9.09%
Respiratory	6.70%
Chest Pain	6.53%
Psychiatric	4.37%
Altered Consciousness	2.95%
Stroke	2.39%
OD/Alcohol	1.82%
Cardiac Arrest	1.36%
Seizures	1.02%
Diabetes	0.97%
OBS/Neonate	0.91%
Allergic Reactions	0.45%
Choking	0.34%
Environmental (heat/cold exposure)	0.34%
Endocrinal/Toxicological	0.28%

Year

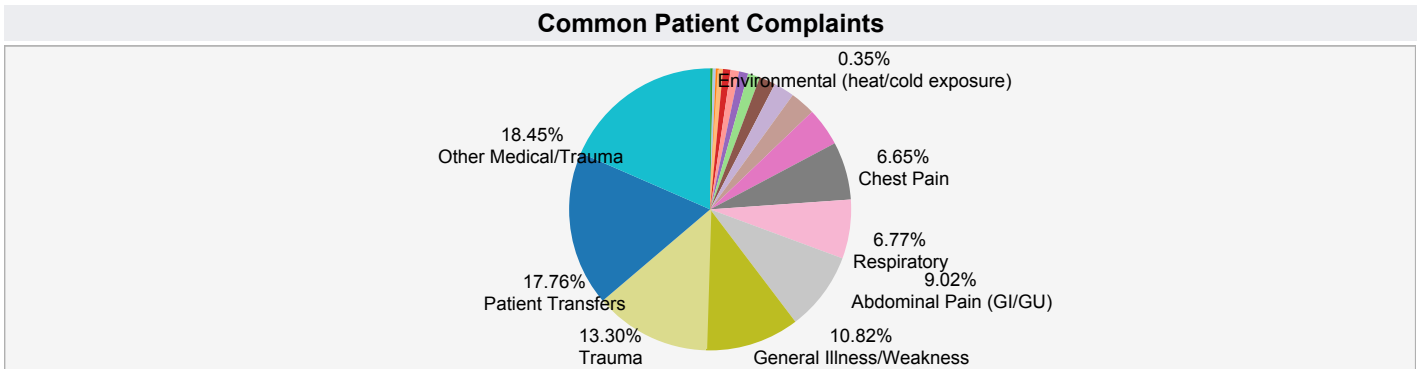
- 1900
- 2010
- 2011
- 2012
- 2013
- 2014
- 2015
- 2016
- 2017

Month

- January
- February
- March
- April
- May
- June
- July
- August
- September
- October
- November
- December



Common Patient Complaints



Patient Complaint Numbers	
Other Medical/Trauma	319
Patient Transfers	307
Trauma	230
General Illness/Weakness	187
Abdominal Pain (GI/GU)	156
Respiratory	117
Chest Pain	115
Psychiatric	76
Altered Consciousness	50
Stroke	41
OD/Alcohol	32
Cardiac Arrest	24
Seizures	18
Diabetes	17
OBS/Neonate	15
Allergic Reactions	8
Choking	6
Environmental (heat/cold exposure)	6
Endocrinal/Toxicological	5

Patient Complaint Percentages	
Other Medical/Trauma	18.45%
Patient Transfers	17.76%
Trauma	13.30%
General Illness/Weakness	10.82%
Abdominal Pain (GI/GU)	9.02%
Respiratory	6.77%
Chest Pain	6.65%
Psychiatric	4.40%
Altered Consciousness	2.89%
Stroke	2.37%
OD/Alcohol	1.85%
Cardiac Arrest	1.39%
Seizures	1.04%
Diabetes	0.98%
OBS/Neonate	0.87%
Allergic Reactions	0.46%
Choking	0.35%
Environmental (heat/cold exposure)	0.35%
Endocrinal/Toxicological	0.29%

Year

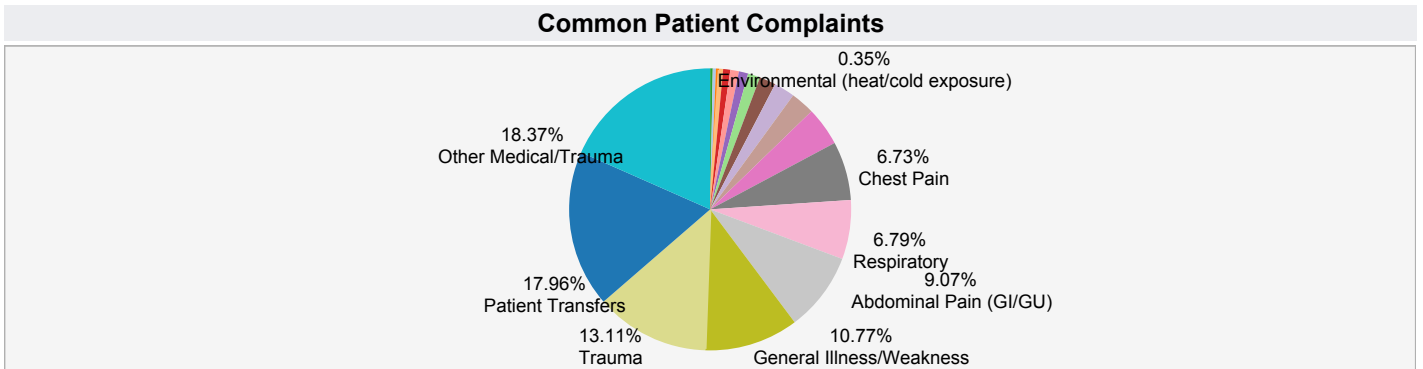
- 1900
- 2010
- 2011
- 2012
- 2013
- 2014
- 2015
- 2016
- 2017

Month

- January
- February
- March
- April
- May
- June
- July
- August
- September
- October
- November
- December



Common Patient Complaints



Patient Complaint Numbers	
Other Medical/Trauma	314
Patient Transfers	307
Trauma	224
General Illness/Weakness	184
Abdominal Pain (GI/GU)	155
Respiratory	116
Chest Pain	115
Psychiatric	76
Altered Consciousness	47
Stroke	41
OD/Alcohol	32
Cardiac Arrest	24
Seizures	18
Diabetes	17
OBS/Neonate	14
Allergic Reactions	8
Choking	6
Environmental (heat/cold exposure)	6
Endocrinal/Toxicological	5

Patient Complaint Percentages	
Other Medical/Trauma	18.37%
Patient Transfers	17.96%
Trauma	13.11%
General Illness/Weakness	10.77%
Abdominal Pain (GI/GU)	9.07%
Respiratory	6.79%
Chest Pain	6.73%
Psychiatric	4.45%
Altered Consciousness	2.75%
Stroke	2.40%
OD/Alcohol	1.87%
Cardiac Arrest	1.40%
Seizures	1.05%
Diabetes	0.99%
OBS/Neonate	0.82%
Allergic Reactions	0.47%
Choking	0.35%
Environmental (heat/cold exposure)	0.35%
Endocrinal/Toxicological	0.29%

Year

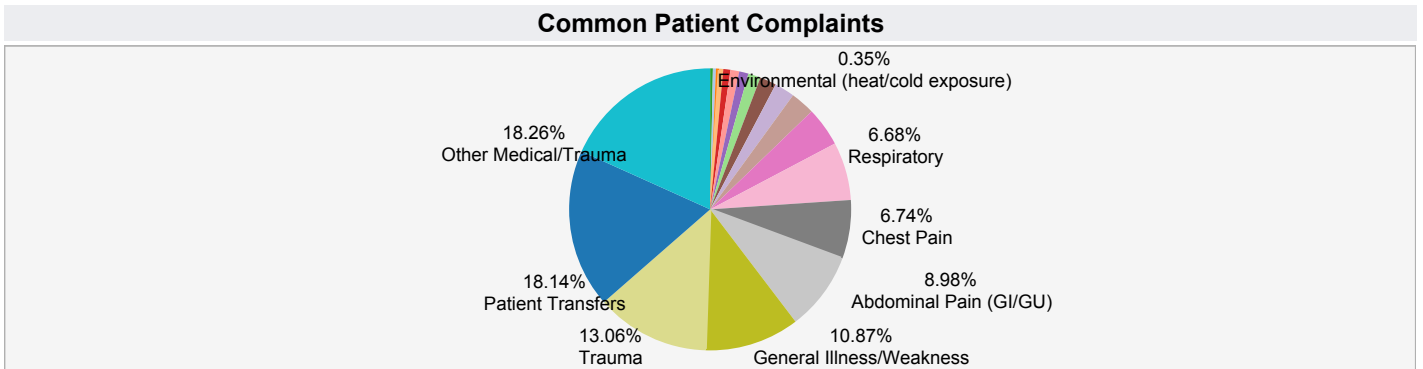
- 1900
- 2010
- 2011
- 2012
- 2013
- 2014
- 2015
- 2016
- 2017

Month

- January
- February
- March
- April
- May
- June
- July
- August
- September
- October
- November
- December



Common Patient Complaints



Patient Complaint Numbers	
Other Medical/Trauma	309
Patient Transfers	307
Trauma	221
General Illness/Weakness	184
Abdominal Pain (GI/GU)	152
Chest Pain	114
Respiratory	113
Psychiatric	76
Altered Consciousness	47
Stroke	39
OD/Alcohol	32
Cardiac Arrest	24
Seizures	18
Diabetes	17
OBS/Neonate	14
Allergic Reactions	8
Choking	6
Environmental (heat/cold exposure)	6
Endocrinal/Toxicological	5

Patient Complaint Percentages	
Other Medical/Trauma	18.26%
Patient Transfers	18.14%
Trauma	13.06%
General Illness/Weakness	10.87%
Abdominal Pain (GI/GU)	8.98%
Chest Pain	6.74%
Respiratory	6.68%
Psychiatric	4.49%
Altered Consciousness	2.78%
Stroke	2.30%
OD/Alcohol	1.89%
Cardiac Arrest	1.42%
Seizures	1.06%
Diabetes	1.00%
OBS/Neonate	0.83%
Allergic Reactions	0.47%
Choking	0.35%
Environmental (heat/cold exposure)	0.35%
Endocrinal/Toxicological	0.30%

Year

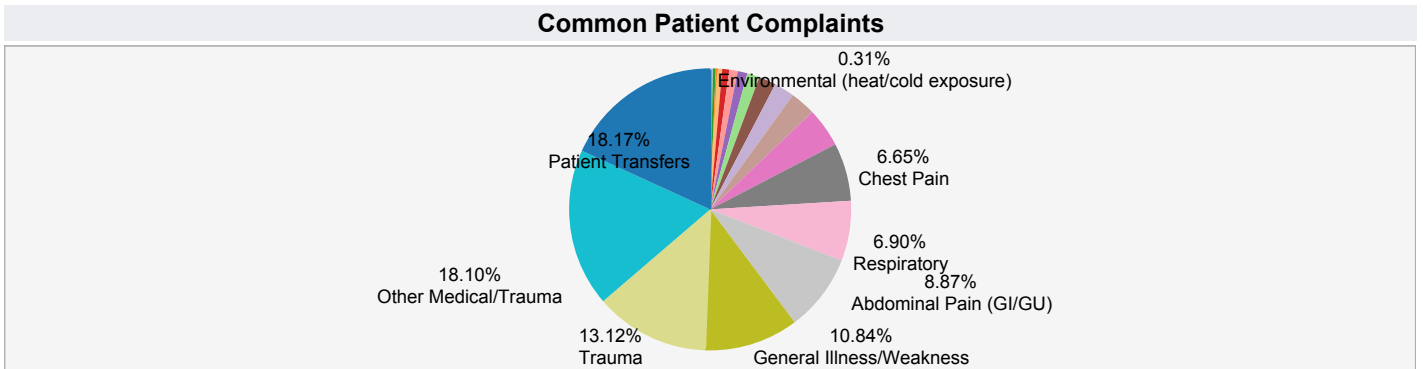
- 1900
- 2010
- 2011
- 2012
- 2013
- 2014
- 2015
- 2016
- 2017

Month

- January
- February
- March
- April
- May
- June
- July
- August
- September
- October
- November
- December



Common Patient Complaints



Patient Complaint Numbers	
Patient Transfers	295
Other Medical/Trauma	294
Trauma	213
General Illness/Weakness	176
Abdominal Pain (GI/GU)	144
Respiratory	112
Chest Pain	108
Psychiatric	73
Altered Consciousness	47
Stroke	38
OD/Alcohol	32
Cardiac Arrest	23
Seizures	18
Diabetes	16
OBS/Neonate	13
Allergic Reactions	7
Choking	5
Endocrinal/Toxicological	5
Environmental (heat/cold exposure)	5

Patient Complaint Percentages	
Patient Transfers	18.17%
Other Medical/Trauma	18.10%
Trauma	13.12%
General Illness/Weakness	10.84%
Abdominal Pain (GI/GU)	8.87%
Respiratory	6.90%
Chest Pain	6.65%
Psychiatric	4.50%
Altered Consciousness	2.89%
Stroke	2.34%
OD/Alcohol	1.97%
Cardiac Arrest	1.42%
Seizures	1.11%
Diabetes	0.99%
OBS/Neonate	0.80%
Allergic Reactions	0.43%
Choking	0.31%
Endocrinal/Toxicological	0.31%
Environmental (heat/cold exposure)	0.31%

Year

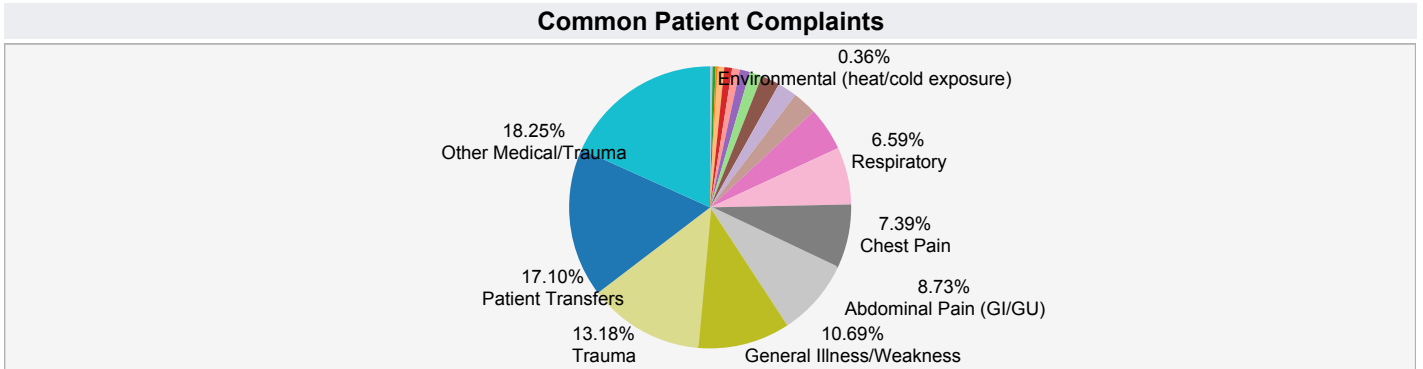
- 1900
- 2010
- 2011
- 2012
- 2013
- 2014
- 2015
- 2016
- 2017

Month

- January
- February
- March
- April
- May
- June
- July
- August
- September
- October
- November
- December



Common Patient Complaints



Patient Complaint Numbers	
Other Medical/Trauma	205
Patient Transfers	192
Trauma	148
General Illness/Weakness	120
Abdominal Pain (GI/GU)	98
Chest Pain	83
Respiratory	74
Psychiatric	56
Altered Consciousness	31
Stroke	25
OD/Alcohol	24
Cardiac Arrest	16
Seizures	13
OBS/Neonate	10
Diabetes	10
Allergic Reactions	7
Endocrinal/Toxicological	4
Environmental (heat/cold exposure)	4
Choking	3

Patient Complaint Percentages	
Other Medical/Trauma	18.25%
Patient Transfers	17.10%
Trauma	13.18%
General Illness/Weakness	10.69%
Abdominal Pain (GI/GU)	8.73%
Chest Pain	7.39%
Respiratory	6.59%
Psychiatric	4.99%
Altered Consciousness	2.76%
Stroke	2.23%
OD/Alcohol	2.14%
Cardiac Arrest	1.42%
Seizures	1.16%
OBS/Neonate	0.89%
Diabetes	0.89%
Allergic Reactions	0.62%
Endocrinal/Toxicological	0.36%
Environmental (heat/cold exposure)	0.36%
Choking	0.27%

Year

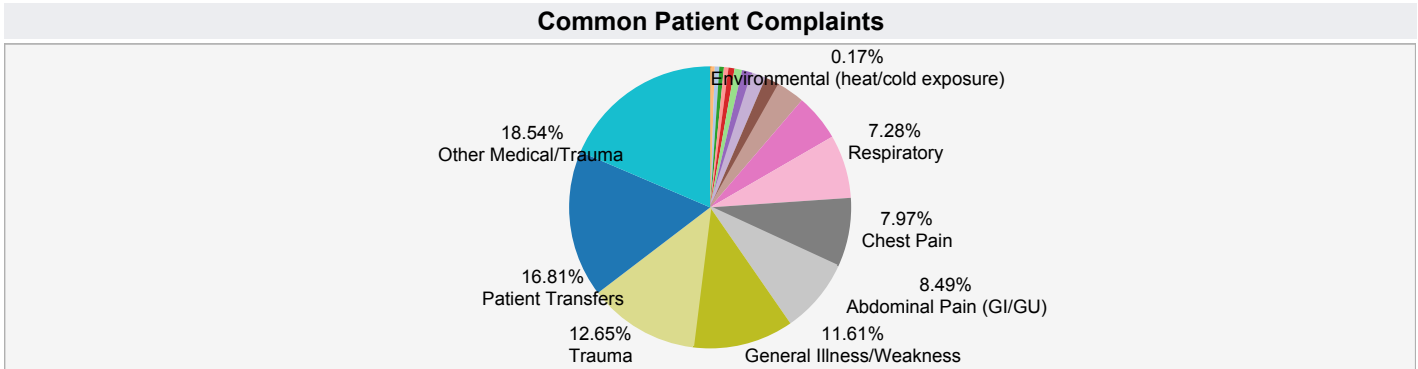
- 1900
- 2010
- 2011
- 2012
- 2013
- 2014
- 2015
- 2016
- 2017

Month

- January
- February
- March
- April
- May
- June
- July
- August
- September
- October
- November
- December



Common Patient Complaints



Patient Complaint Numbers	
Other Medical/Trauma	107
Patient Transfers	97
Trauma	73
General Illness/Weakness	67
Abdominal Pain (GI/GU)	49
Chest Pain	46
Respiratory	42
Psychiatric	31
Altered Consciousness	18
OD/Alcohol	10
Stroke	9
Seizures	7
Cardiac Arrest	5
OBS/Neonate	4
Choking	3
Endocrinal/Toxicological	3
Diabetes	3
Allergic Reactions	2
Environmental (heat/cold exposure)	1

Patient Complaint Percentages	
Other Medical/Trauma	18.54%
Patient Transfers	16.81%
Trauma	12.65%
General Illness/Weakness	11.61%
Abdominal Pain (GI/GU)	8.49%
Chest Pain	7.97%
Respiratory	7.28%
Psychiatric	5.37%
Altered Consciousness	3.12%
OD/Alcohol	1.73%
Stroke	1.56%
Seizures	1.21%
Cardiac Arrest	0.87%
OBS/Neonate	0.69%
Choking	0.52%
Endocrinal/Toxicological	0.52%
Diabetes	0.52%
Allergic Reactions	0.35%
Environmental (heat/cold exposure)	0.17%

- Year**
- 1900
 - 2010
 - 2011
 - 2012
 - 2013
 - 2014
 - 2015
 - 2016
 - 2017
- Month**
- January
 - February
 - March
 - April
 - May
 - June
 - July
 - August
 - September
 - October
 - November
 - December