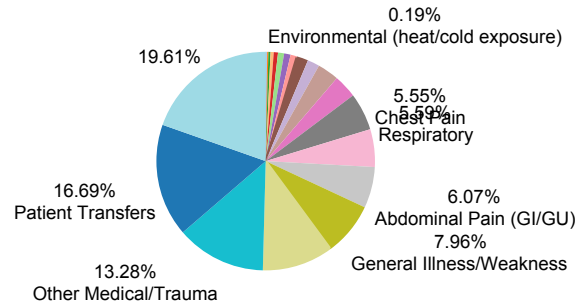


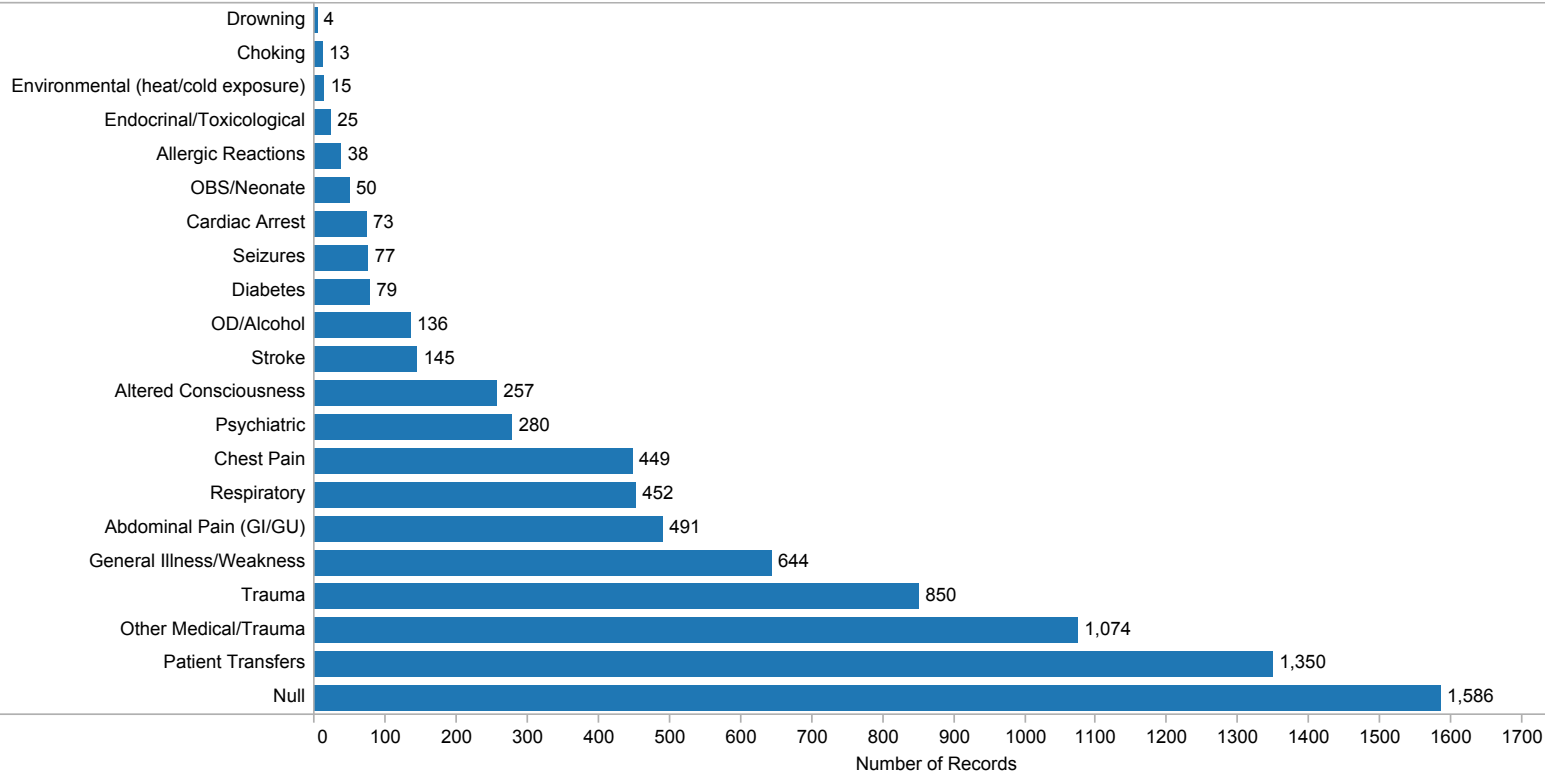


Common Patient Complaints



Month

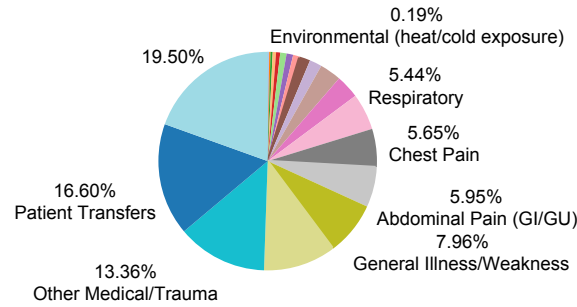
- January
- February
- March
- April
- May
- June
- July
- August
- September
- October
- November
- December



Drowning	0.05%
Choking	0.16%
Environmental (heat/cold exposure)	0.19%
Endocrinal/Toxicological	0.31%
Allergic Reactions	0.47%
OBS/Neonate	0.62%
Cardiac Arrest	0.90%
Seizures	0.95%
Diabetes	0.98%
OD/Alcohol	1.68%
Stroke	1.79%
Altered Consciousness	3.18%
Psychiatric	3.46%
Chest Pain	5.55%
Respiratory	5.59%
Abdominal Pain (GI/GU)	6.07%
General Illness/Weakness	7.96%
Trauma	10.51%
Other Medical/Trauma	13.28%
Patient Transfers	16.69%
Null	19.61%

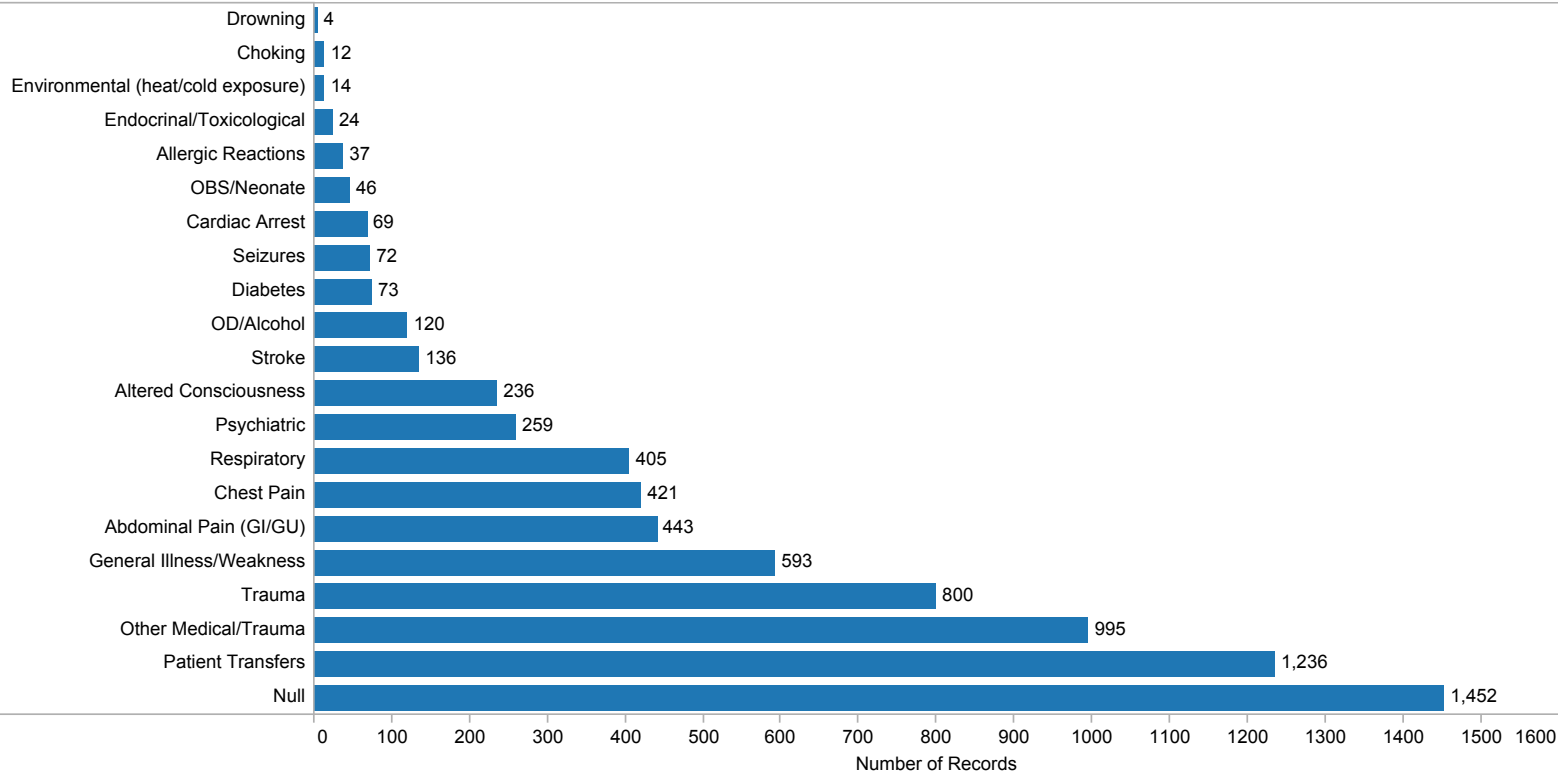


Common Patient Complaints



Month

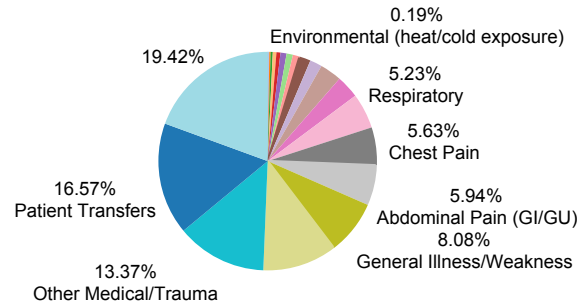
- January
- February
- March
- April
- May
- June
- July
- August
- September
- October
- November
- December



Drowning	0.05%
Choking	0.16%
Environmenta..	0.19%
Endocrinal/To..	0.32%
Allergic React..	0.50%
OBS/Neonate	0.62%
Cardiac Arrest	0.93%
Seizures	0.97%
Diabetes	0.98%
OD/Alcohol	1.61%
Stroke	1.83%
Altered Cons..	3.17%
Psychiatric	3.48%
Respiratory	5.44%
Chest Pain	5.65%
Abdominal Pa..	5.95%
General Illnes..	7.96%
Trauma	10.74%
Other Medical..	13.36%
Patient Transf..	16.60%
Null	19.50%

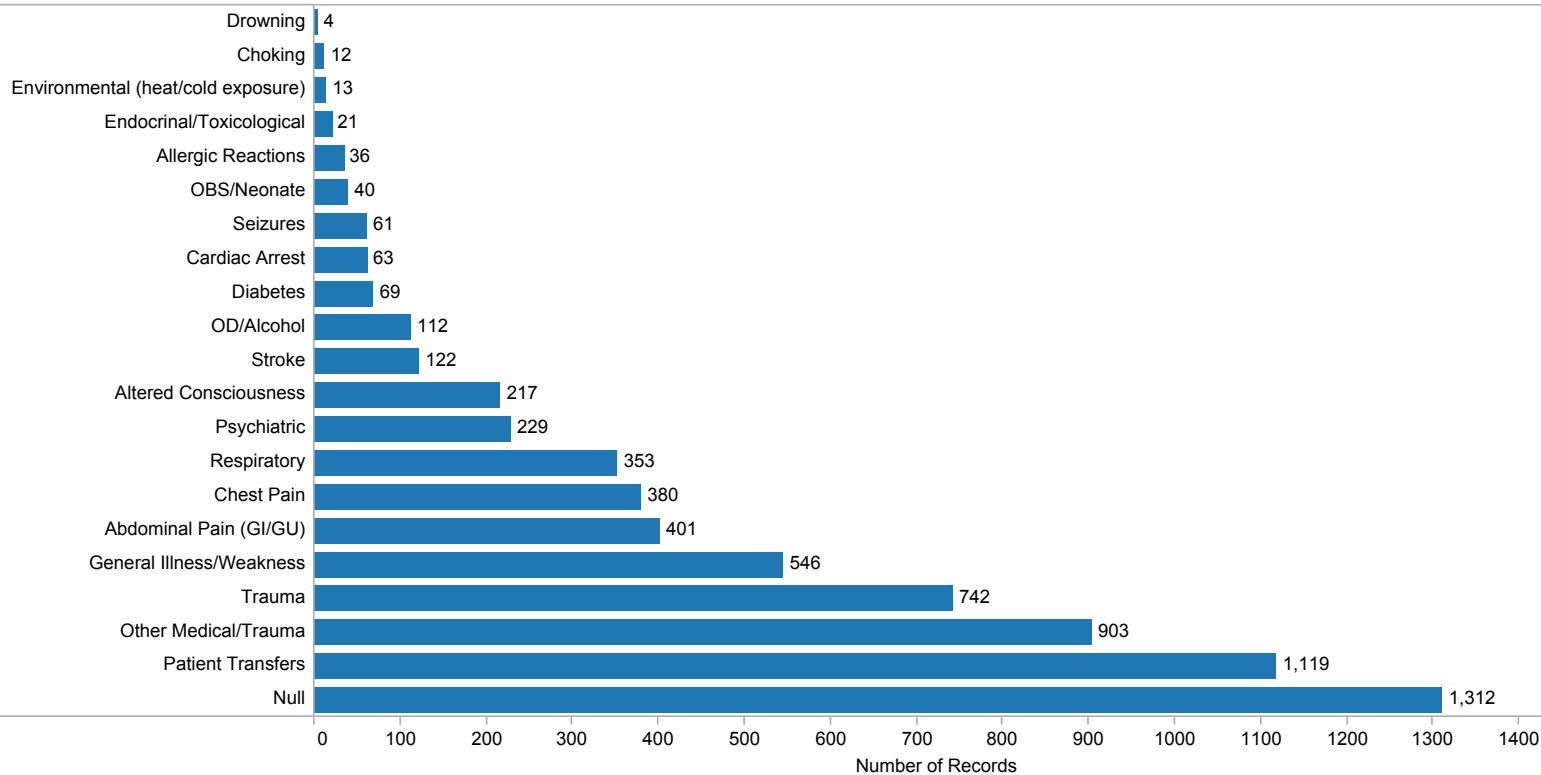


Common Patient Complaints



Month

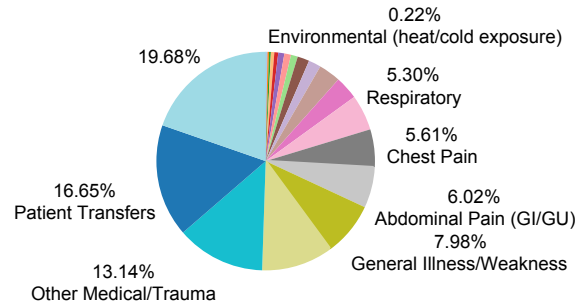
- January
- February
- March
- April
- May
- June
- July
- August
- September
- October
- November
- December



Drowning	0.06%
Choking	0.18%
Environmenta..	0.19%
Endocrinal/To..	0.31%
Allergic React..	0.53%
OBS/Neonate	0.59%
Seizures	0.90%
Cardiac Arrest	0.93%
Diabetes	1.02%
OD/Alcohol	1.66%
Stroke	1.81%
Altered Cons..	3.21%
Psychiatric	3.39%
Respiratory	5.23%
Chest Pain	5.63%
Abdominal Pa..	5.94%
General Illnes..	8.08%
Trauma	10.98%
Other Medical..	13.37%
Patient Transf..	16.57%
Null	19.42%

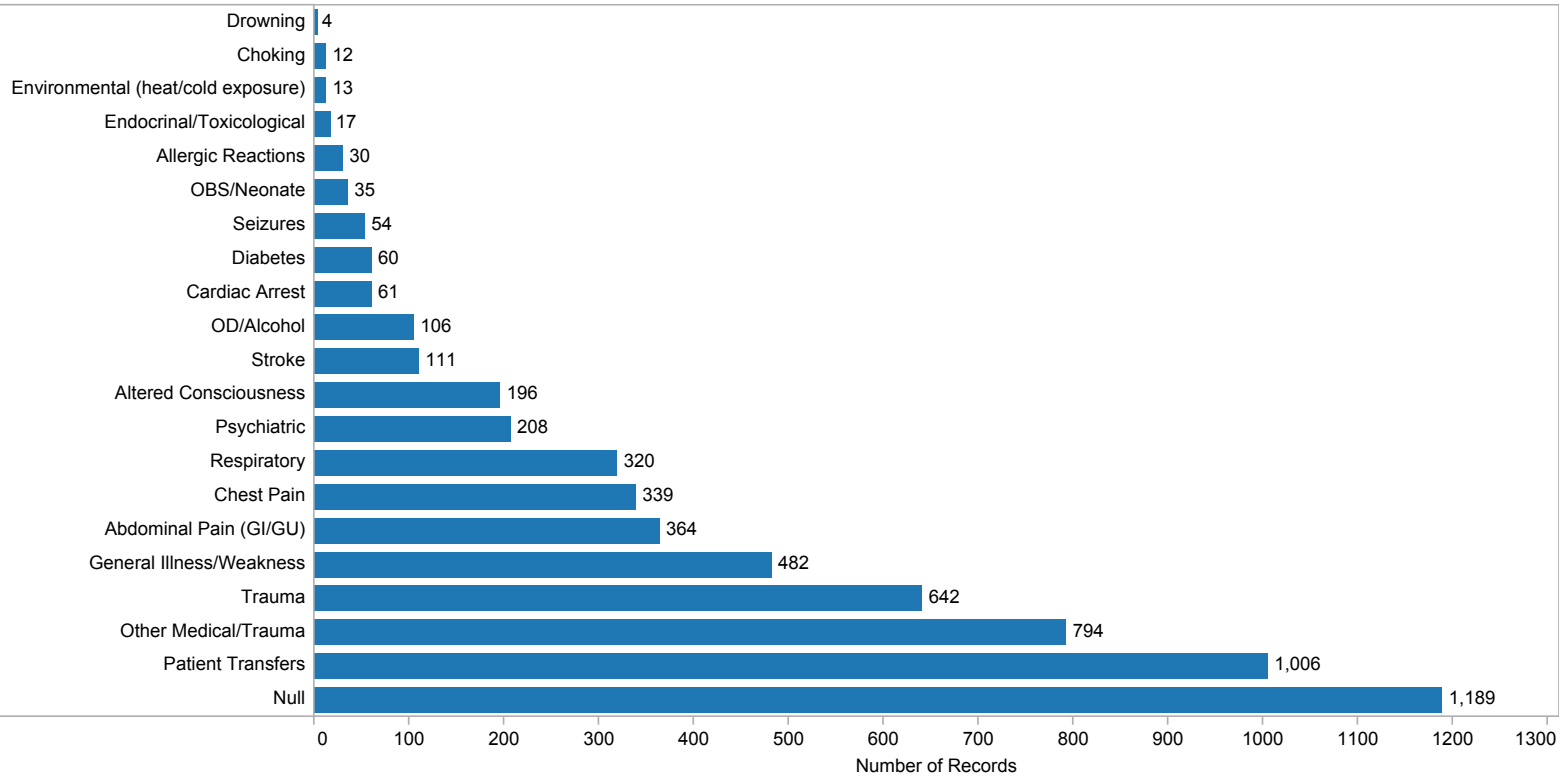


Common Patient Complaints



Month

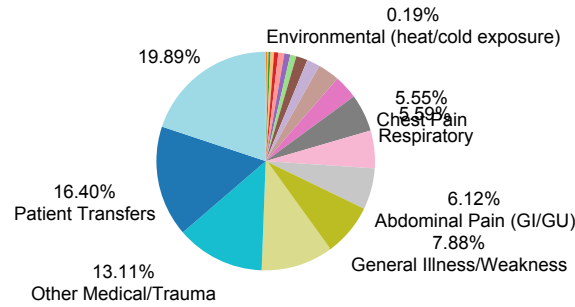
- January
- February
- March
- April
- May
- June
- July
- August
- September
- October
- November
- December



Drowning	0.07%
Choking	0.20%
Environmenta..	0.22%
Endocrinal/To..	0.28%
Allergic React..	0.50%
OBS/Neonate	0.58%
Seizures	0.89%
Diabetes	0.99%
Cardiac Arrest	1.01%
OD/Alcohol	1.75%
Stroke	1.84%
Altered Cons..	3.24%
Psychiatric	3.44%
Respiratory	5.30%
Chest Pain	5.61%
Abdominal Pa..	6.02%
General Illnes..	7.98%
Trauma	10.62%
Other Medical..	13.14%
Patient Transf..	16.65%
Null	19.68%

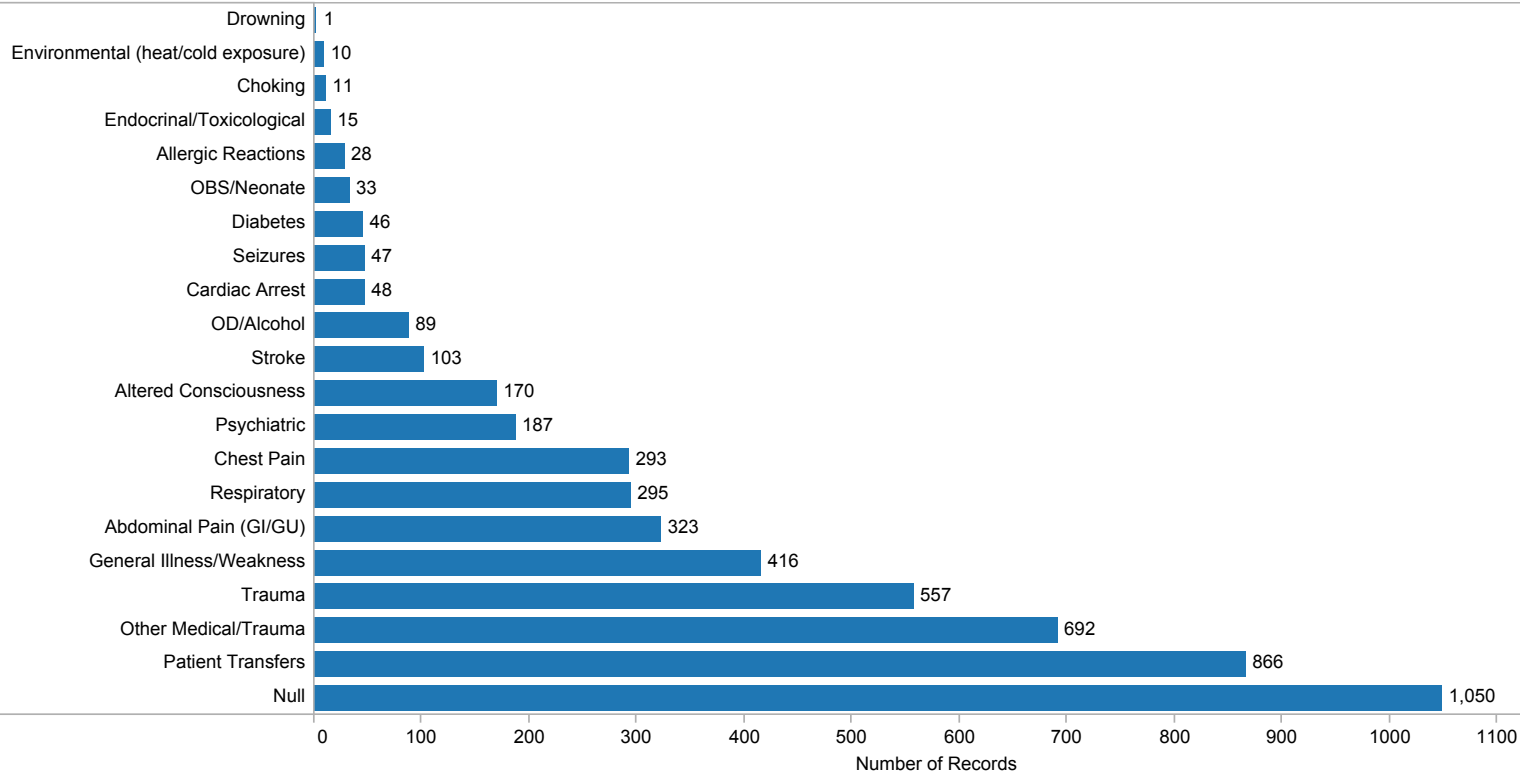


Common Patient Complaints



Month

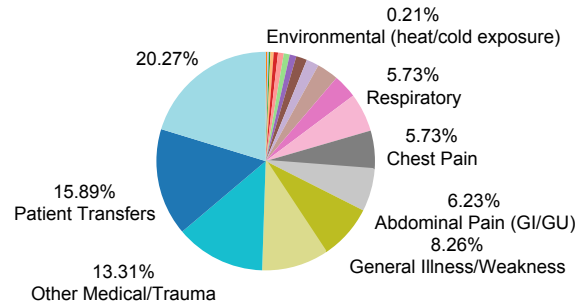
- January
- February
- March
- April
- May
- June
- July
- August
- September
- October
- November
- December



Drowning	0.02%
Environmenta..	0.19%
Choking	0.21%
Endocrinal/To..	0.28%
Allergic React..	0.53%
OBS/Neonate	0.63%
Diabetes	0.87%
Seizures	0.89%
Cardiac Arrest	0.91%
OD/Alcohol	1.69%
Stroke	1.95%
Altered Cons..	3.22%
Psychiatric	3.54%
Chest Pain	5.55%
Respiratory	5.59%
Abdominal Pa..	6.12%
General Illnes..	7.88%
Trauma	10.55%
Other Medical..	13.11%
Patient Transf..	16.40%
Null	19.89%

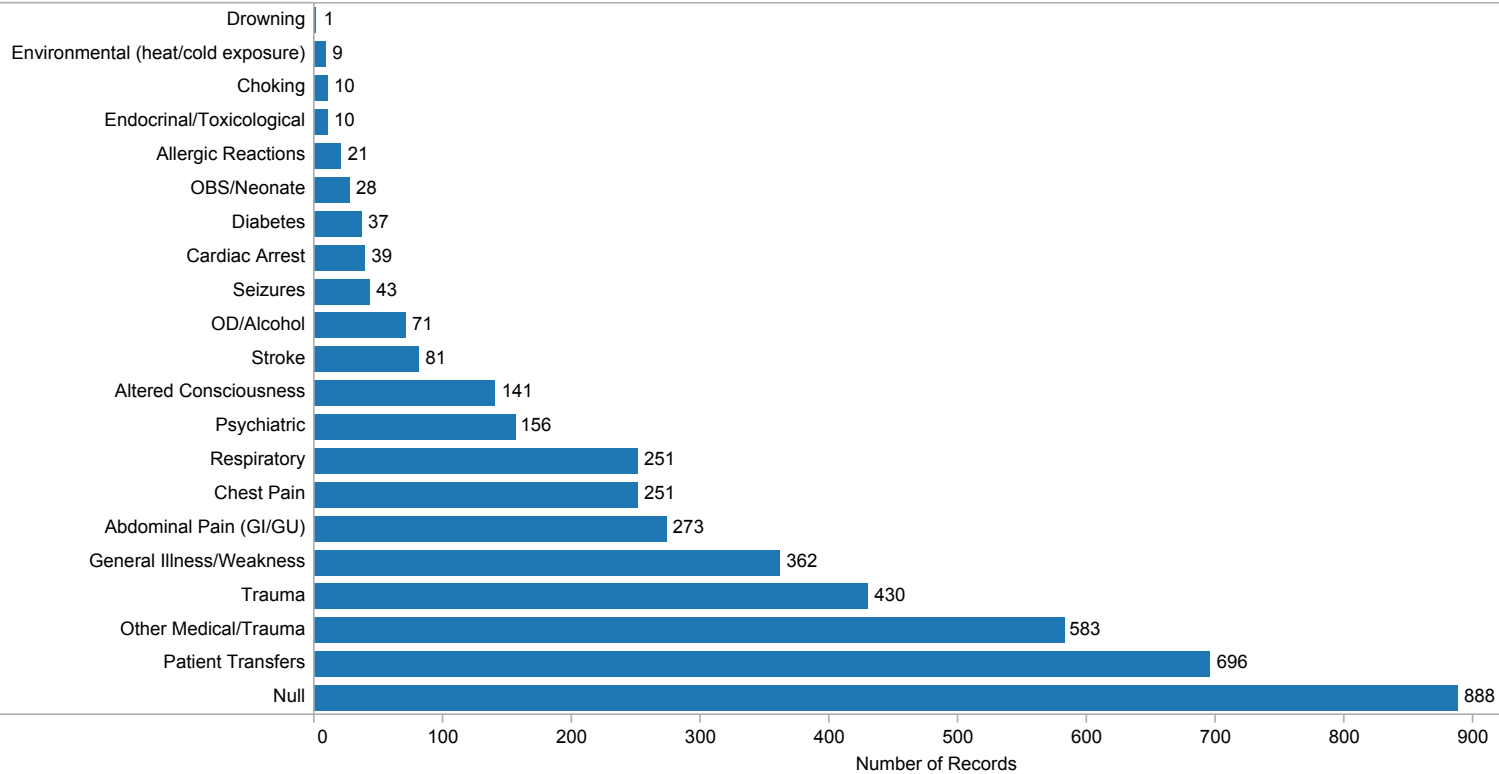


Common Patient Complaints



Month

- January
- February
- March
- April
- May
- June
- July
- August
- September
- October
- November
- December



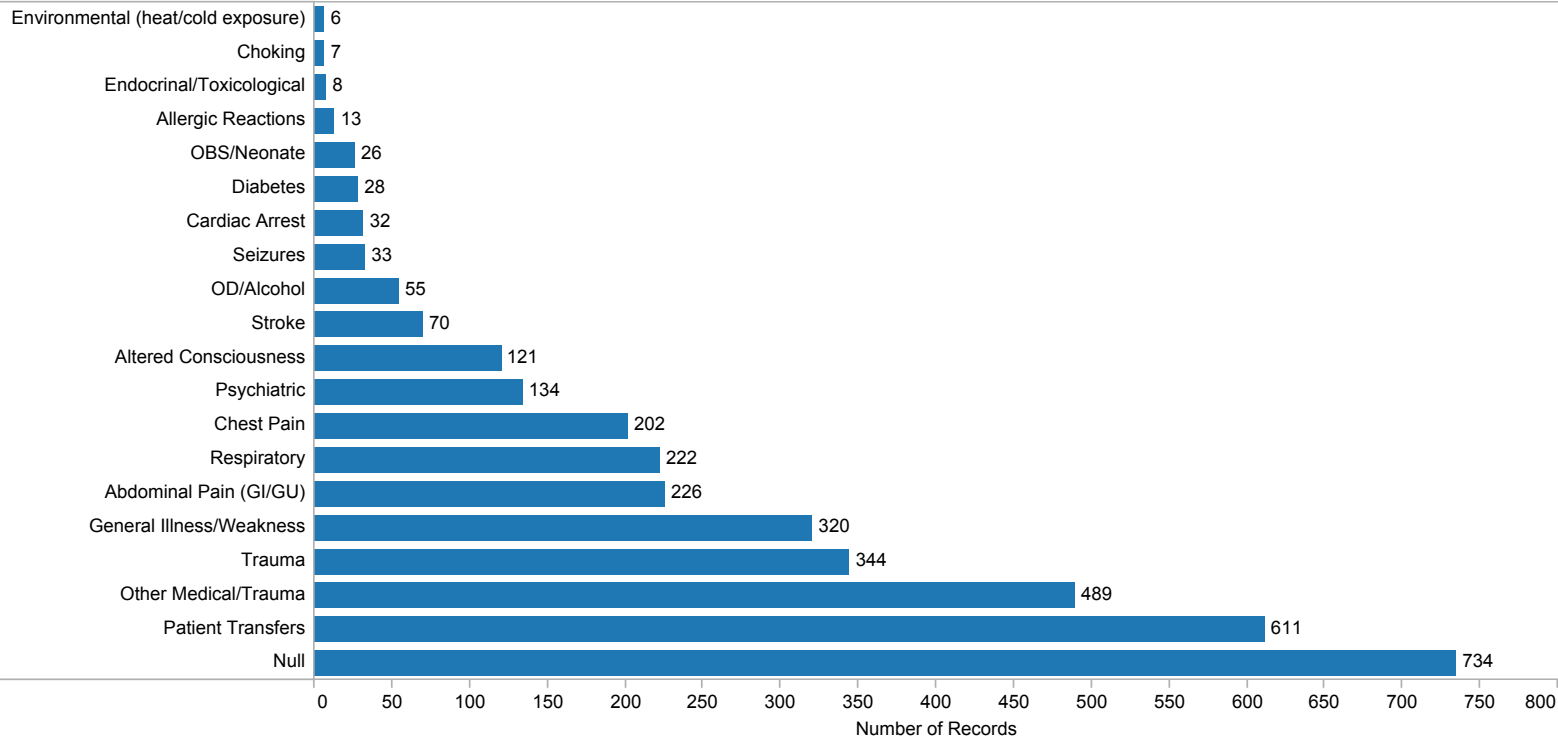
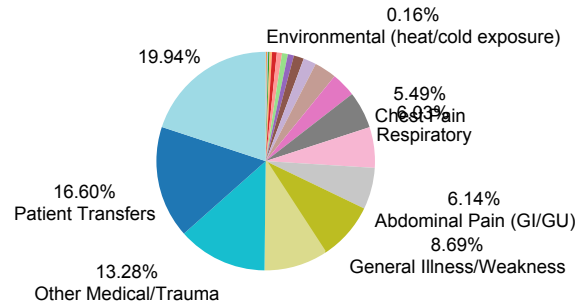
Drowning	0.02%
Environmenta..	0.21%
Choking	0.23%
Endocrinal/To..	0.23%
Allergic React..	0.48%
OBS/Neonate	0.64%
Diabetes	0.84%
Cardiac Arrest	0.89%
Seizures	0.98%
OD/Alcohol	1.62%
Stroke	1.85%
Altered Cons..	3.22%
Psychiatric	3.56%
Respiratory	5.73%
Chest Pain	5.73%
Abdominal Pa..	6.23%
General Illnes..	8.26%
Trauma	9.82%
Other Medical..	13.31%
Patient Transf..	15.89%
Null	20.27%



Common Patient Complaints

Month

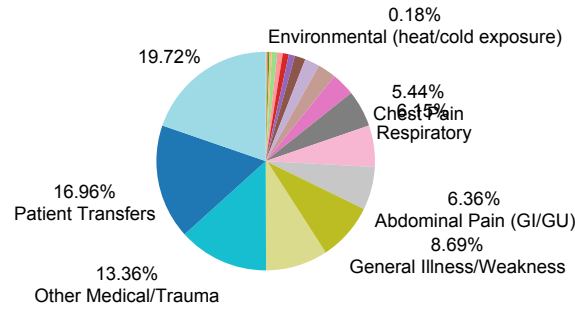
- January
- February
- March
- April
- May
- June
- July
- August
- September
- October
- November
- December



Environmenta..	0.16%
Choking	0.19%
Endocrinal/To..	0.22%
Allergic React..	0.35%
OBS/Neonate	0.71%
Diabetes	0.76%
Cardiac Arrest	0.87%
Seizures	0.90%
OD/Alcohol	1.49%
Stroke	1.90%
Altered Cons..	3.29%
Psychiatric	3.64%
Chest Pain	5.49%
Respiratory	6.03%
Abdominal Pa..	6.14%
General Illnes..	8.69%
Trauma	9.35%
Other Medical..	13.28%
Patient Transf..	16.60%
Null	19.94%

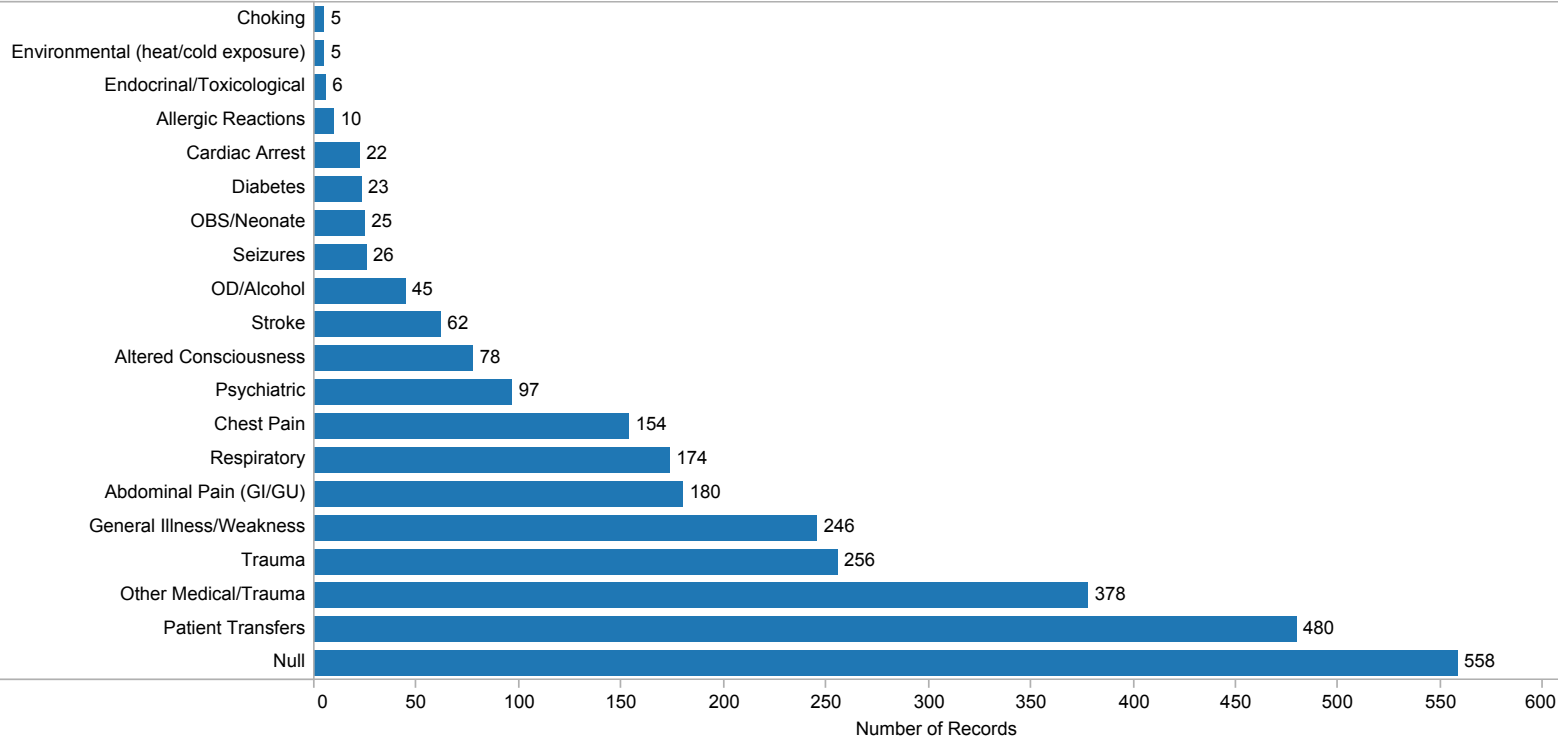


Common Patient Complaints



Month

- January
- February
- March
- April
- May
- June
- July
- August
- September
- October
- November
- December

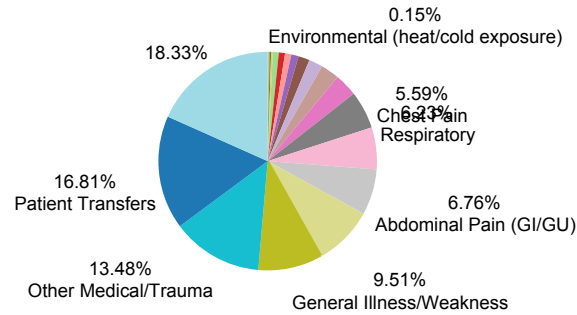


Choking	0.18%
Environmenta..	0.18%
Endocrinal/To..	0.21%
Allergic React..	0.35%
Cardiac Arrest	0.78%
Diabetes	0.81%
OBS/Neonate	0.88%
Seizures	0.92%
OD/Alcohol	1.59%
Stroke	2.19%
Altered Cons..	2.76%
Psychiatric	3.43%
Chest Pain	5.44%
Respiratory	6.15%
Abdominal Pa..	6.36%
General Illnes..	8.69%
Trauma	9.05%
Other Medical..	13.36%
Patient Transf..	16.96%
Null	19.72%



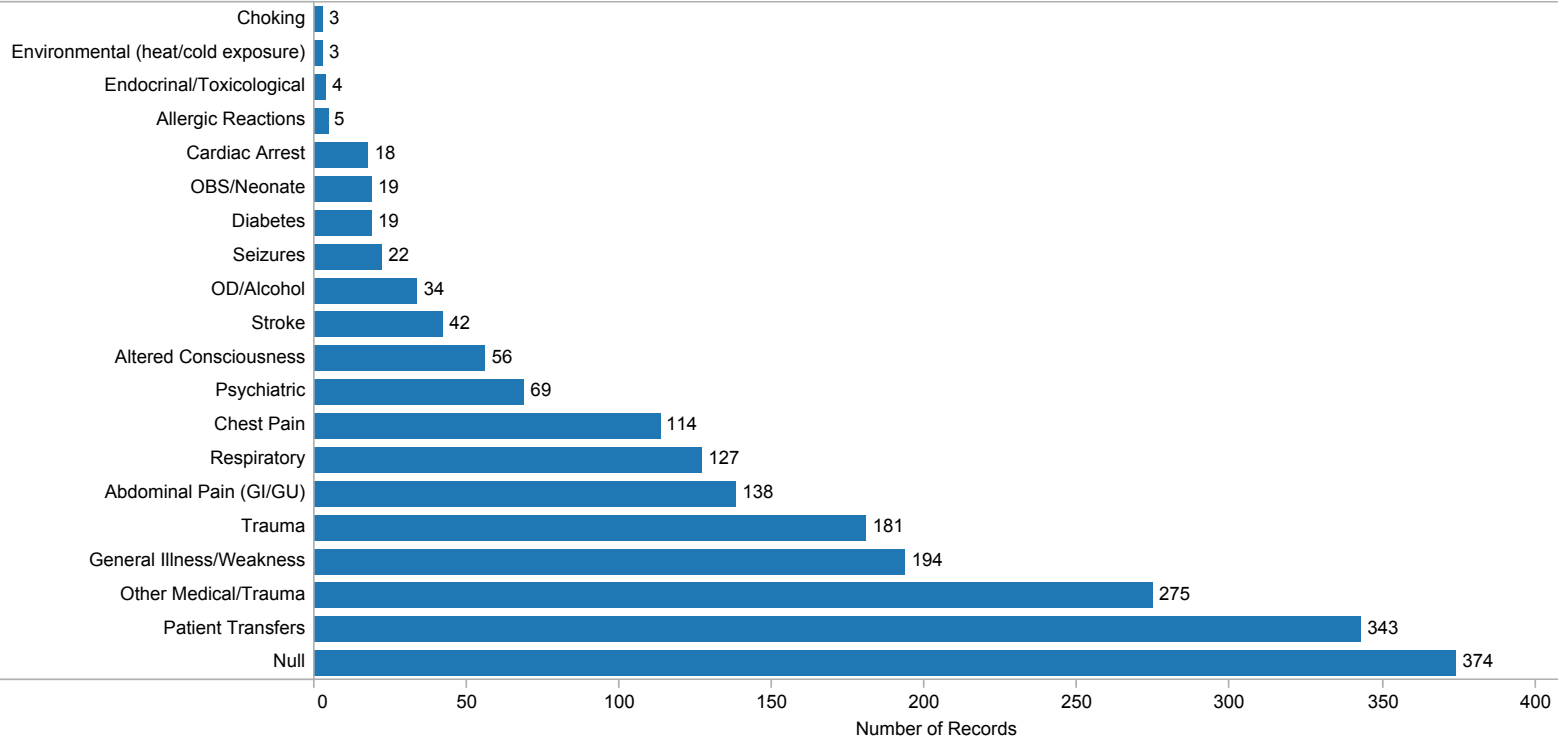


Common Patient Complaints



Month

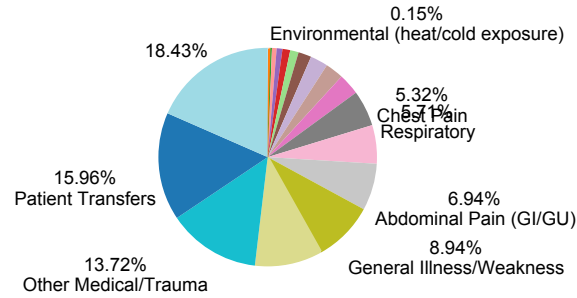
- January
- February
- March
- April
- May
- June
- July
- August
- September
- October
- November
- December



Choking	0.15%
Environmenta..	0.15%
Endocrinal/To..	0.20%
Allergic React..	0.25%
Cardiac Arrest	0.88%
OBS/Neonate	0.93%
Diabetes	0.93%
Seizures	1.08%
OD/Alcohol	1.67%
Stroke	2.06%
Altered Cons..	2.75%
Psychiatric	3.38%
Chest Pain	5.59%
Respiratory	6.23%
Abdominal Pa..	6.76%
Trauma	8.87%
General Illnes..	9.51%
Other Medical..	13.48%
Patient Transf..	16.81%
Null	18.33%

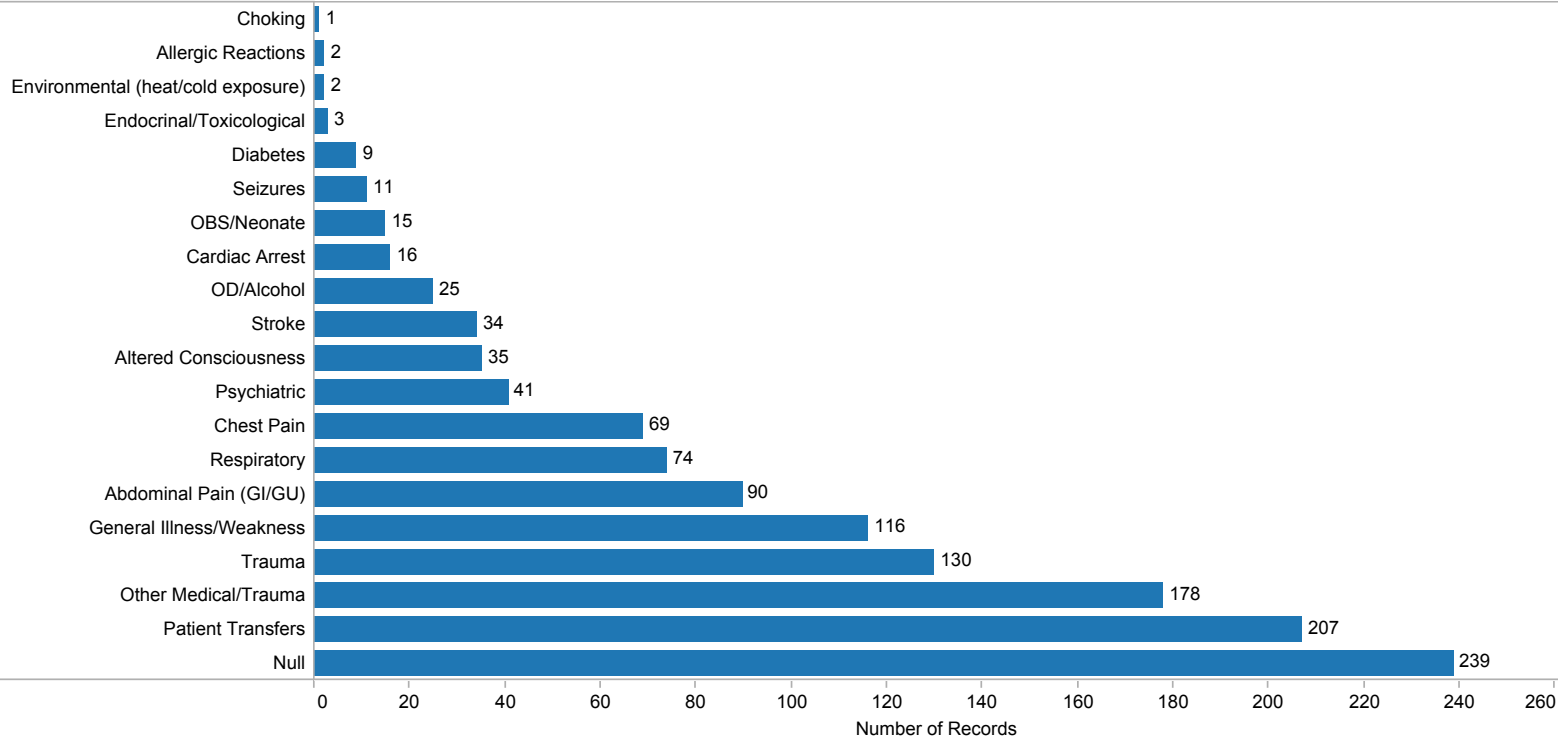


Common Patient Complaints



Month

- January
- February
- March
- April
- May
- June
- July
- August
- September
- October
- November
- December



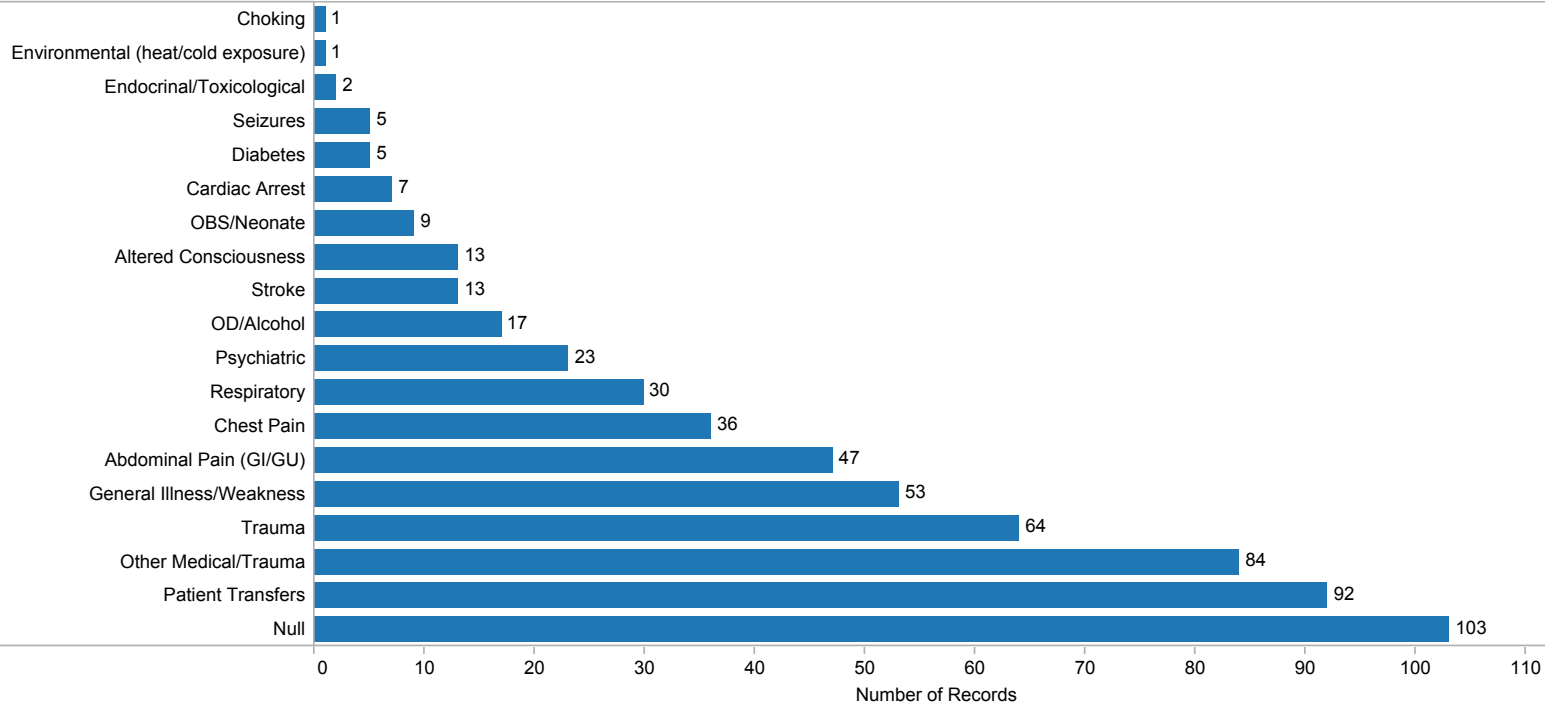
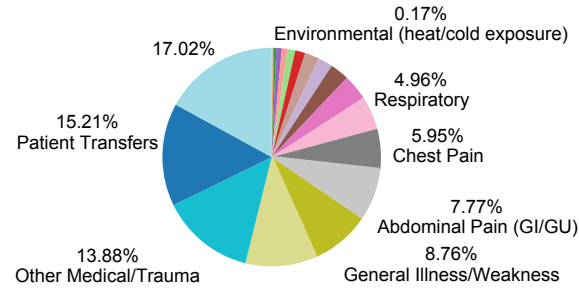
Choking	0.08%
Allergic React..	0.15%
Environmenta..	0.15%
Endocrinal/To..	0.23%
Diabetes	0.69%
Seizures	0.85%
OBS/Neonate	1.16%
Cardiac Arrest	1.23%
OD/Alcohol	1.93%
Stroke	2.62%
Altered Cons..	2.70%
Psychiatric	3.16%
Chest Pain	5.32%
Respiratory	5.71%
Abdominal Pa..	6.94%
General Illnes..	8.94%
Trauma	10.02%
Other Medical..	13.72%
Patient Transf..	15.96%
Null	18.43%



Common Patient Complaints

Month

- January
- February
- March
- April
- May
- June
- July
- August
- September
- October
- November
- December



Choking	0.17%
Environmenta..	0.17%
Endocrinal/To..	0.33%
Seizures	0.83%
Diabetes	0.83%
Cardiac Arrest	1.16%
OBS/Neonate	1.49%
Altered Cons..	2.15%
Stroke	2.15%
OD/Alcohol	2.81%
Psychiatric	3.80%
Respiratory	4.96%
Chest Pain	5.95%
Abdominal Pa..	7.77%
General Illnes..	8.76%
Trauma	10.58%
Other Medical..	13.88%
Patient Transf..	15.21%
Null	17.02%