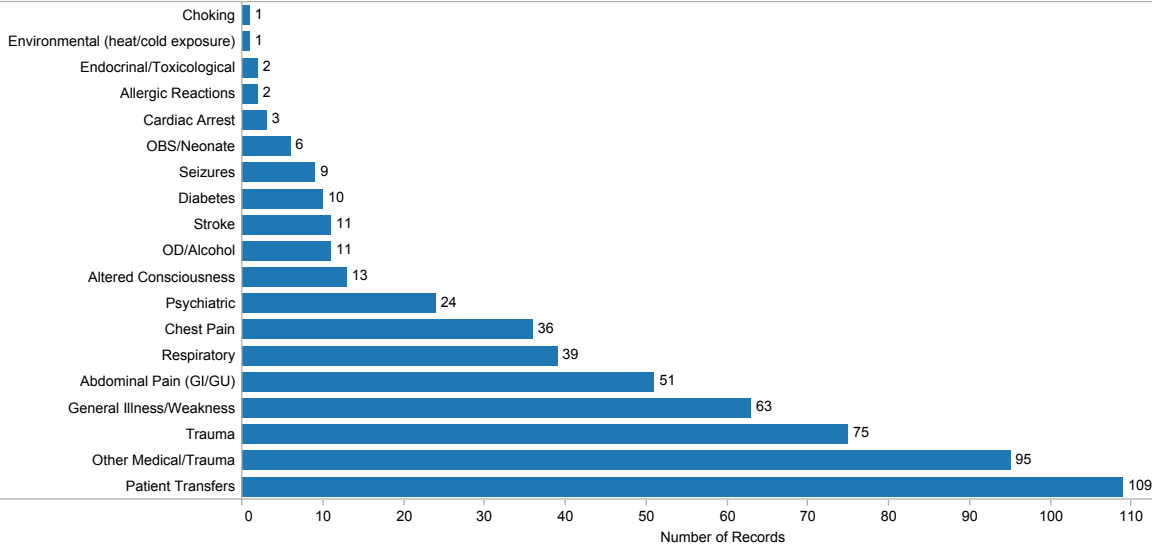
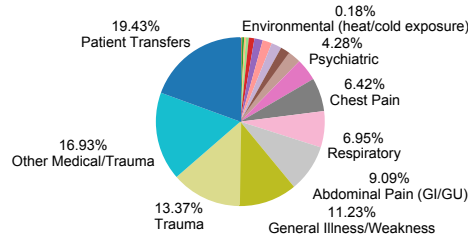




Common Patient Complaints

Month

- January
- February
- March
- April
- May
- June
- July
- August
- September
- October
- November
- December



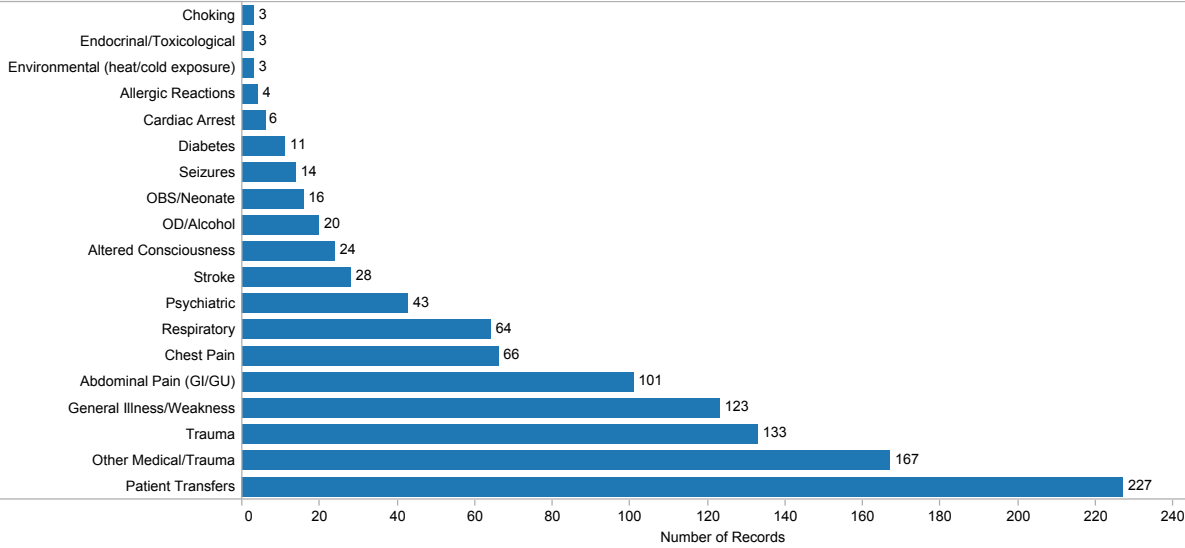
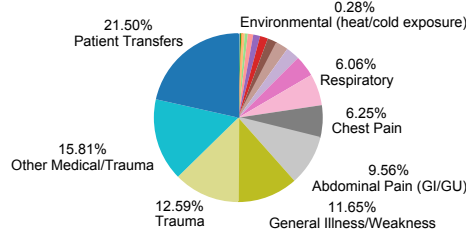
Choking	0.18%
Environmenta..	0.18%
Endocrinal/To..	0.36%
Allergic React..	0.36%
Cardiac Arrest	0.53%
OBS/Neonate	1.07%
Seizures	1.60%
Diabetes	1.78%
Stroke	1.96%
OD/Alcohol	1.96%
Altered Cons..	2.32%
Psychiatric	4.28%
Chest Pain	6.42%
Respiratory	6.95%
Abdominal Pa..	9.09%
General Illnes..	11.23%
Trauma	13.37%
Other Medical..	16.93%
Patient Transf..	19.43%



Common Patient Complaints

Month

- January
- February
- March
- April
- May
- June
- July
- August
- September
- October
- November
- December



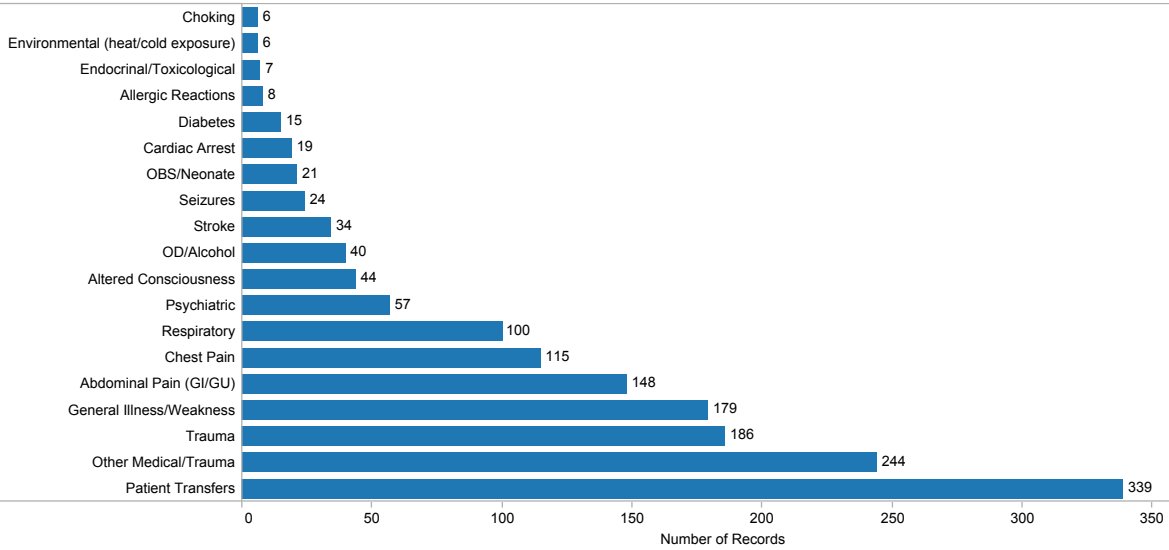
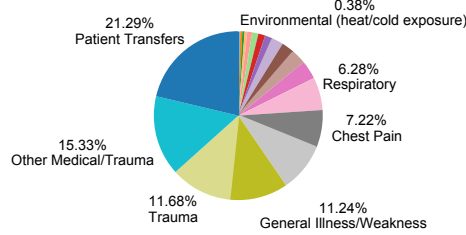
Choking	0.28%
Endocrinal/To...	0.28%
Environmenta..	0.28%
Allergic React..	0.38%
Cardiac Arrest	0.57%
Diabetes	1.04%
Seizures	1.33%
OBS/Neonate	1.52%
OD/Alcohol	1.89%
Altered Cons..	2.27%
Stroke	2.65%
Psychiatric	4.07%
Respiratory	6.06%
Chest Pain	6.25%
Abdominal Pa..	9.56%
General Illnes..	11.65%
Trauma	12.59%
Other Medical..	15.81%
Patient Transf..	21.50%



Common Patient Complaints

Month

- January
- February
- March
- April
- May
- June
- July
- August
- September
- October
- November
- December



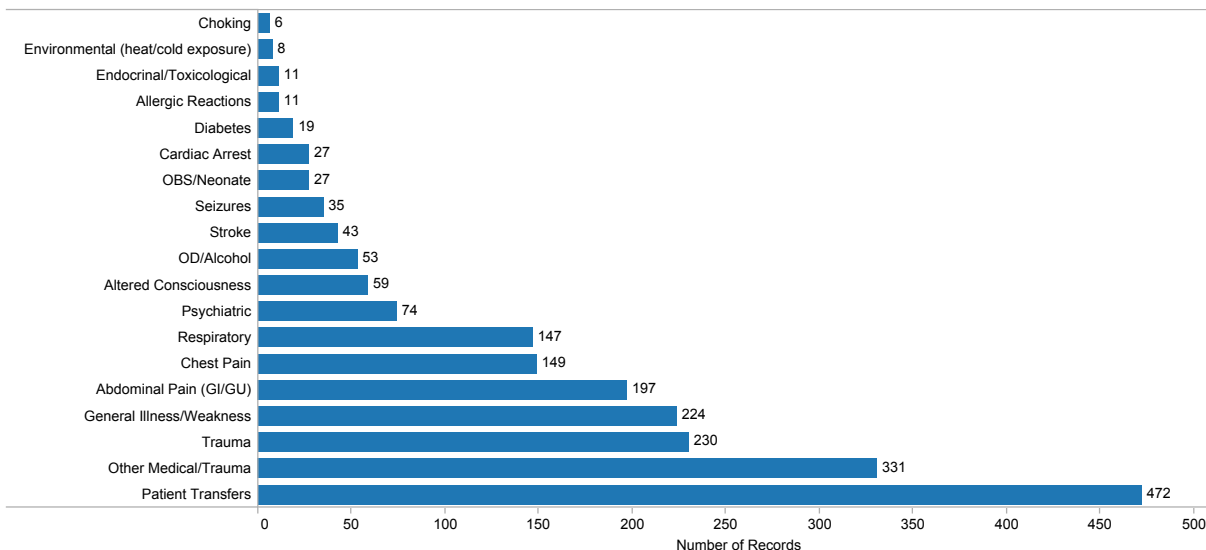
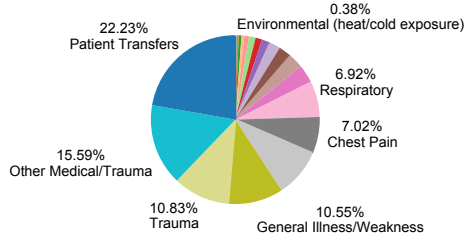
Choking	0.38%
Environmenta..	0.38%
Endocrinal/To..	0.44%
Allergic React..	0.50%
Diabetes	0.94%
Cardiac Arrest	1.19%
OBS/Neonate	1.32%
Seizures	1.51%
Stroke	2.14%
OD/Alcohol	2.51%
Altered Cons..	2.76%
Psychiatric	3.58%
Respiratory	6.28%
Chest Pain	7.22%
Abdominal Pa..	9.30%
General Illnes..	11.24%
Trauma	11.68%
Other Medical..	15.33%
Patient Transf..	21.29%



Common Patient Complaints

Month

- January
- February
- March
- April
- May
- June
- July
- August
- September
- October
- November
- December



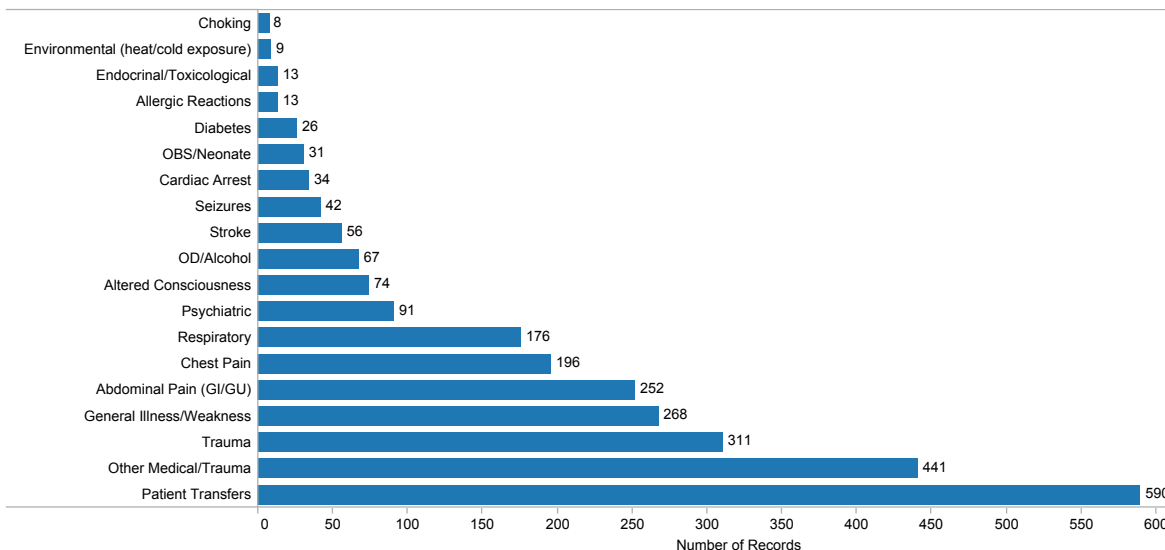
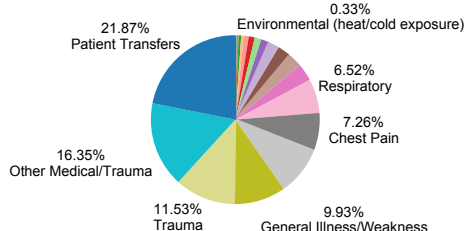
Choking	0.28%
Environmenta..	0.38%
Endocrinal/To..	0.52%
Allergic React..	0.52%
Diabetes	0.89%
Cardiac Arrest	1.27%
OBS/Neonate	1.27%
Seizures	1.65%
Stroke	2.03%
OD/Alcohol	2.50%
Altered Cons..	2.78%
Psychiatric	3.49%
Respiratory	6.92%
Chest Pain	7.02%
Abdominal Pa..	9.28%
General Illnes..	10.55%
Trauma	10.83%
Other Medical..	15.59%
Patient Transf..	22.23%



Common Patient Complaints

Month

- January
- February
- March
- April
- May
- June
- July
- August
- September
- October
- November
- December



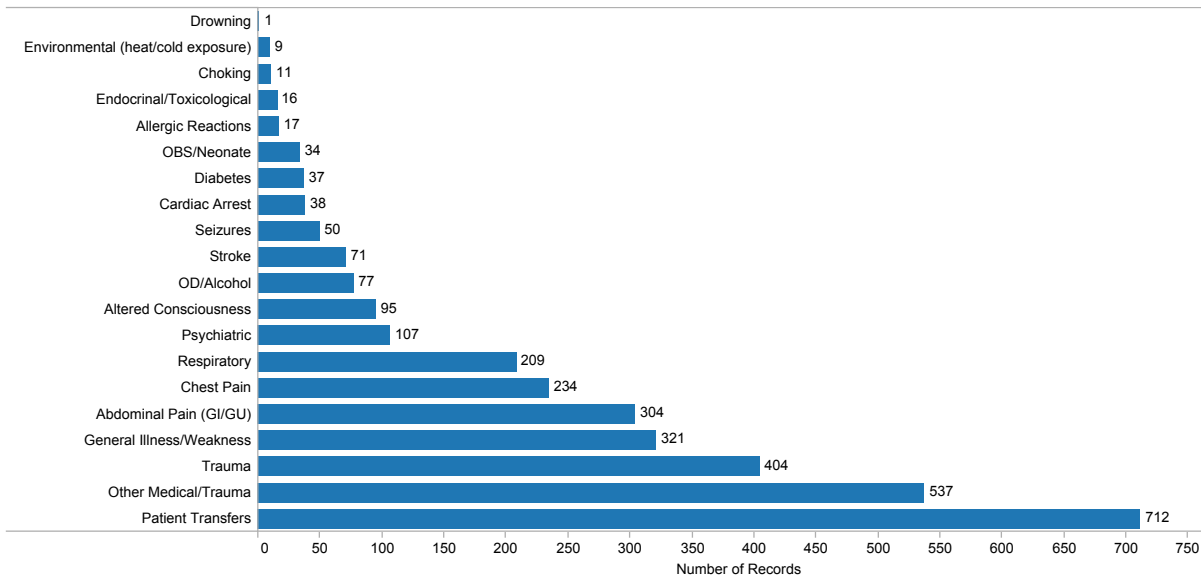
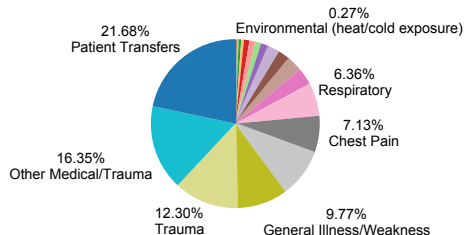
Choking	0.30%
Environmenta..	0.33%
Endocrinal/To..	0.48%
Allergic React..	0.48%
Diabetes	0.96%
OBS/Neonate	1.15%
Cardiac Arrest	1.26%
Seizures	1.56%
Stroke	2.08%
OD/Alcohol	2.48%
Altered Cons..	2.74%
Psychiatric	3.37%
Respiratory	6.52%
Chest Pain	7.26%
Abdominal Pa..	9.34%
General Illnes..	9.93%
Trauma	11.53%
Other Medical..	16.35%
Patient Transf..	21.87%



Common Patient Complaints

Month

- January
- February
- March
- April
- May
- June
- July
- August
- September
- October
- November
- December



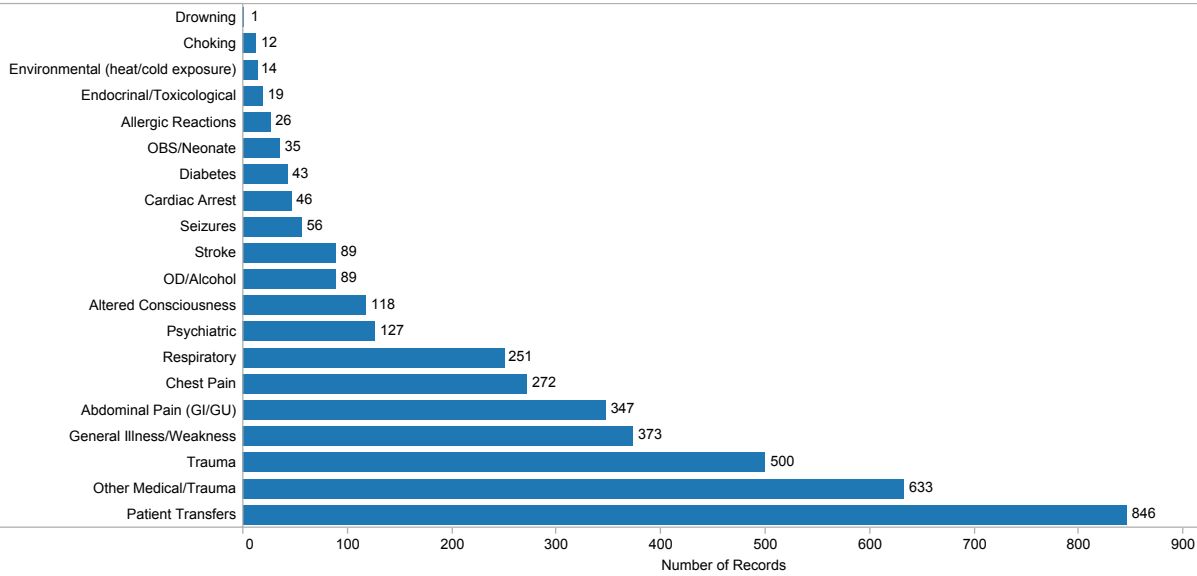
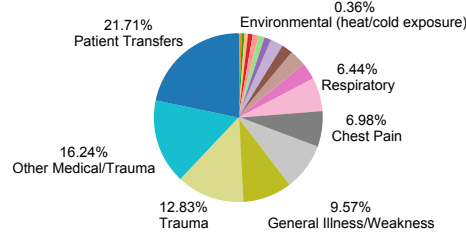
Drowning	0.03%
Environmenta..	0.27%
Choking	0.33%
Endocrinal/To..	0.49%
Allergic React..	0.52%
OBS/Neonate	1.04%
Diabetes	1.13%
Cardiac Arrest	1.16%
Seizures	1.52%
Stroke	2.16%
OD/Alcohol	2.34%
Altered Cons..	2.89%
Psychiatric	3.26%
Respiratory	6.36%
Chest Pain	7.13%
Abdominal Pa..	9.26%
General Illnes..	9.77%
Trauma	12.30%
Other Medical..	16.35%
Patient Transf..	21.68%



Common Patient Complaints

Month

- January
- February
- March
- April
- May
- June
- July
- August
- September
- October
- November
- December



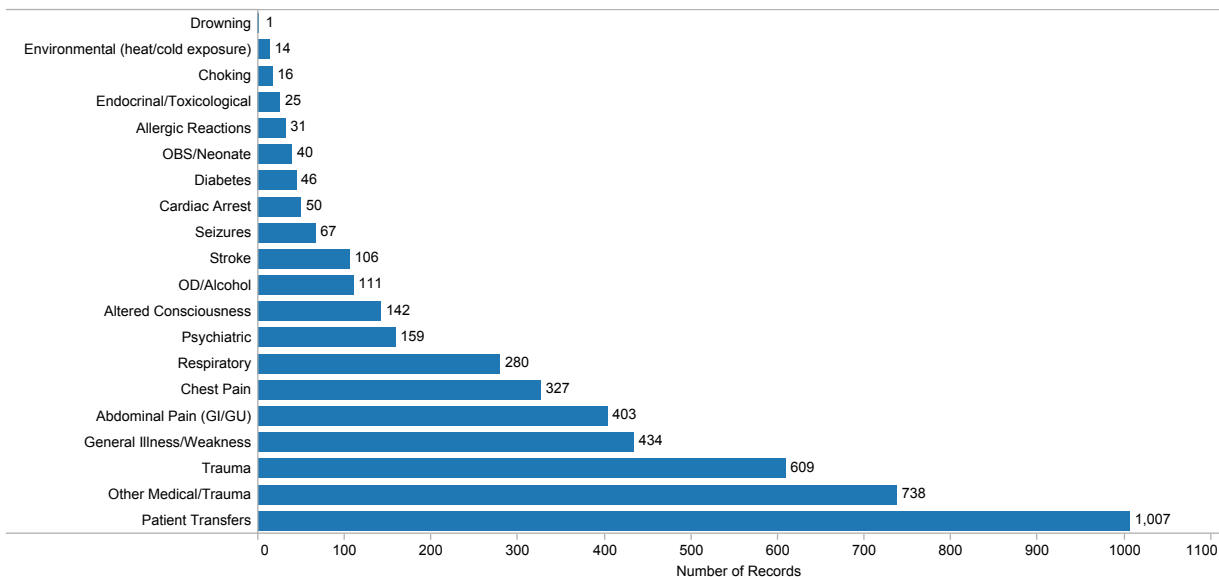
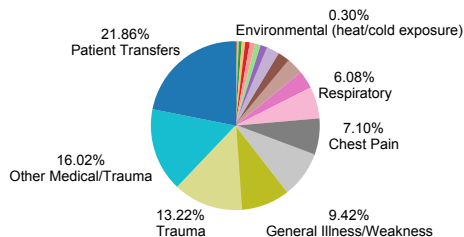
Drowning	0.03%
Choking	0.31%
Environmenta..	0.36%
Endocrinal/To..	0.49%
Allergic React..	0.67%
OBS/Neonate	0.90%
Diabetes	1.10%
Cardiac Arrest	1.18%
Seizures	1.44%
Stroke	2.28%
OD/Alcohol	2.28%
Altered Cons..	3.03%
Psychiatric	3.26%
Respiratory	6.44%
Chest Pain	6.98%
Abdominal Pa..	8.90%
General Illnes..	9.57%
Trauma	12.83%
Other Medical..	16.24%
Patient Transf..	21.71%



Common Patient Complaints

Month

- January
- February
- March
- April
- May
- June
- July
- August
- September
- October
- November
- December



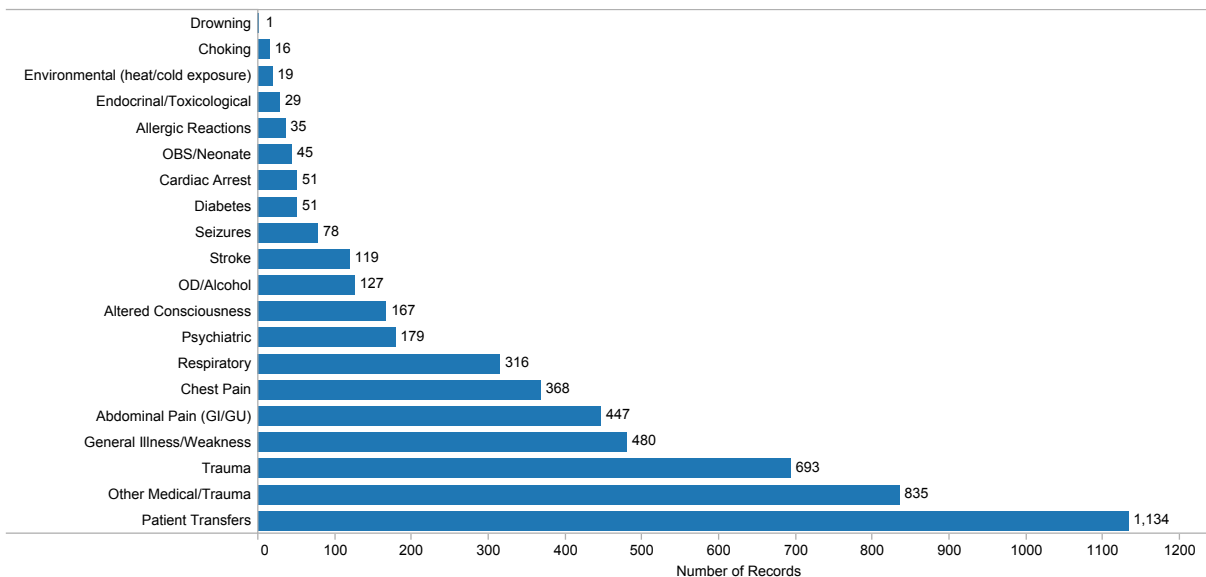
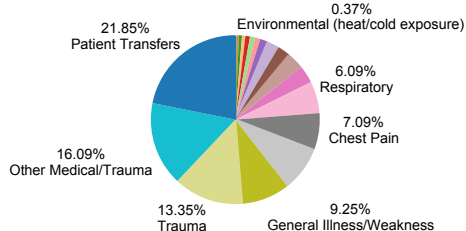
Drowning	0.02%
Environmenta..	0.30%
Choking	0.35%
Endocrinal/To..	0.54%
Allergic React..	0.67%
OBS/Neonate	0.87%
Diabetes	1.00%
Cardiac Arrest	1.09%
Seizures	1.45%
Stroke	2.30%
OD/Alcohol	2.41%
Altered Cons..	3.08%
Psychiatric	3.45%
Respiratory	6.08%
Chest Pain	7.10%
Abdominal Pa..	8.75%
General Illnes..	9.42%
Trauma	13.22%
Other Medical..	16.02%
Patient Transf..	21.86%



Common Patient Complaints

Month

- January
- February
- March
- April
- May
- June
- July
- August
- September
- October
- November
- December



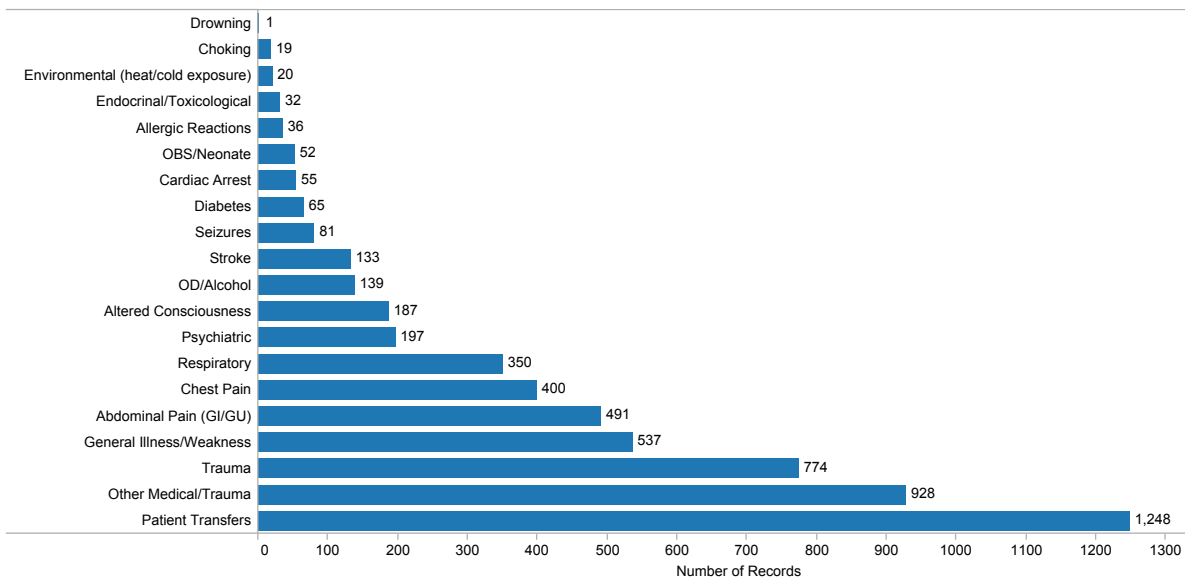
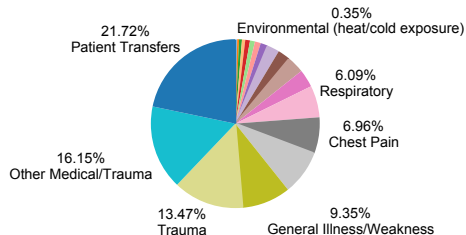
Drowning	0.02%
Choking	0.31%
Environmenta..	0.37%
Endocrinal/To..	0.56%
Allergic React..	0.67%
OBS/Neonate	0.87%
Cardiac Arrest	0.98%
Diabetes	0.98%
Seizures	1.50%
Stroke	2.29%
OD/Alcohol	2.45%
Altered Cons..	3.22%
Psychiatric	3.45%
Respiratory	6.09%
Chest Pain	7.09%
Abdominal Pa..	8.61%
General Illnes..	9.25%
Trauma	13.35%
Other Medical..	16.09%
Patient Transf..	21.85%



Common Patient Complaints

Month

- January
- February
- March
- April
- May
- June
- July
- August
- September
- October
- November
- December



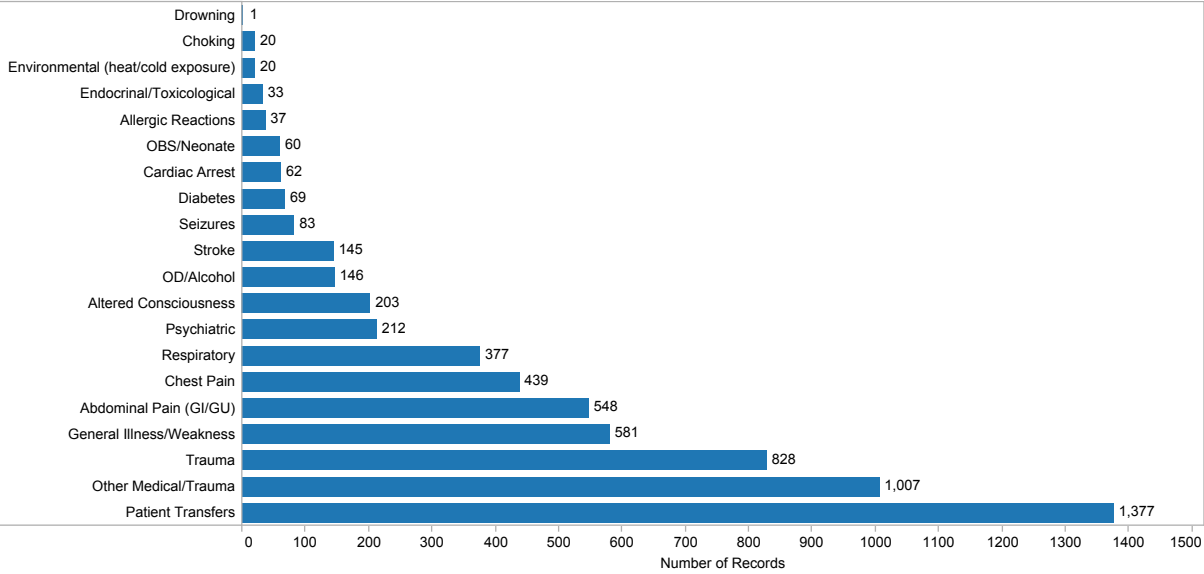
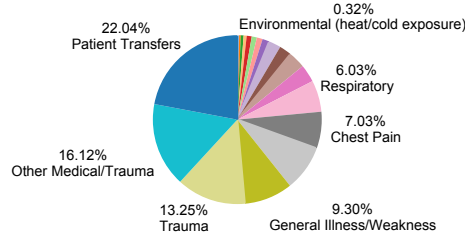
Drowning	0.02%
Choking	0.33%
Environmental..	0.35%
Endocrinal/To..	0.56%
Allergic React..	0.63%
OBS/Neonate	0.91%
Cardiac Arrest	0.96%
Diabetes	1.13%
Seizures	1.41%
Stroke	2.32%
OD/Alcohol	2.42%
Altered Cons..	3.26%
Psychiatric	3.43%
Respiratory	6.09%
Chest Pain	6.96%
Abdominal Pa..	8.55%
General Illnes..	9.35%
Trauma	13.47%
Other Medical..	16.15%
Patient Transf..	21.72%



Common Patient Complaints

Month

- January
- February
- March
- April
- May
- June
- July
- August
- September
- October
- November
- December



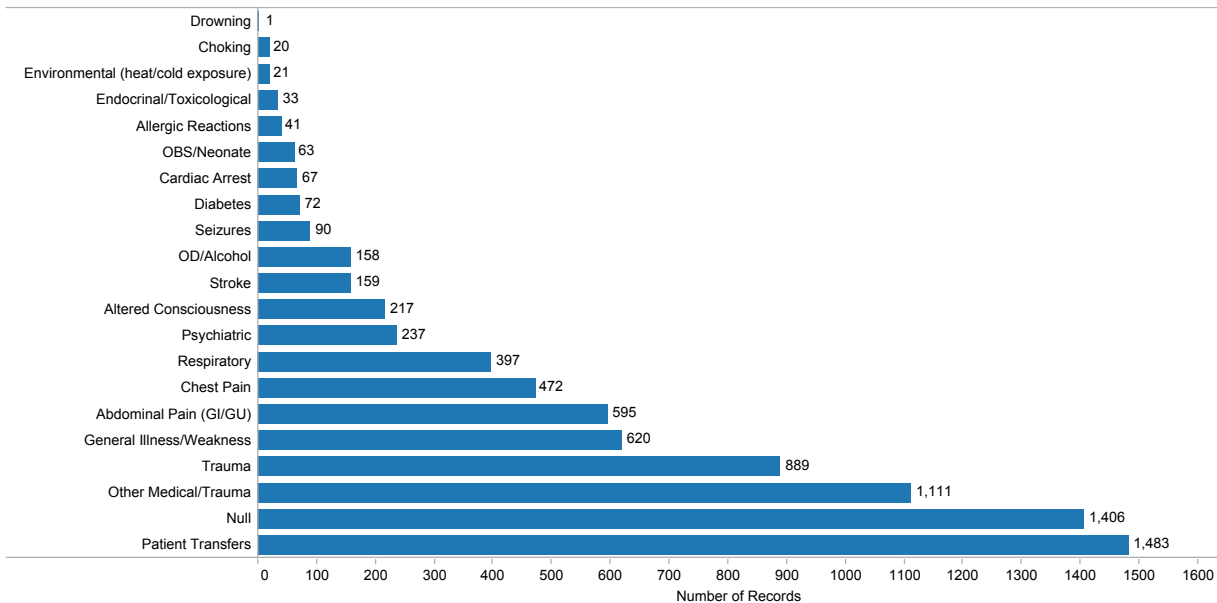
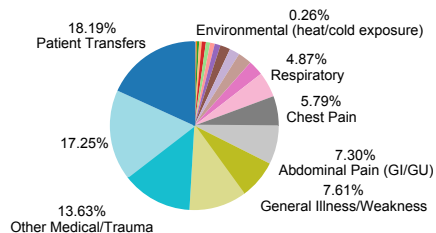
Drowning	0.02%
Choking	0.32%
Environmenta..	0.32%
Endocrinal/To..	0.53%
Allergic React..	0.59%
OBS/Neonate	0.96%
Cardiac Arrest	0.99%
Diabetes	1.10%
Seizures	1.33%
Stroke	2.32%
OD/Alcohol	2.34%
Altered Cons..	3.25%
Psychiatric	3.39%
Respiratory	6.03%
Chest Pain	7.03%
Abdominal Pa..	8.77%
General Illnes..	9.30%
Trauma	13.25%
Other Medical..	16.12%
Patient Transf..	22.04%



Common Patient Complaints

Month

- January
- February
- March
- April
- May
- June
- July
- August
- September
- October
- November
- December



Drowning	0.01%
Choking	0.25%
Environmenta..	0.26%
Endocrinal/To..	0.40%
Allergic React..	0.50%
OBS/Neonate	0.77%
Cardiac Arrest	0.82%
Diabetes	0.88%
Seizures	1.10%
OD/Alcohol	1.94%
Stroke	1.95%
Altered Cons..	2.66%
Psychiatric	2.91%
Respiratory	4.87%
Chest Pain	5.79%
Abdominal Pa..	7.30%
General Illnes..	7.61%
Trauma	10.91%
Other Medical..	13.63%
Null	17.25%
Patient Transf..	18.19%