








2014 NUTRITIOUS FOOD BASKET SCENARIOS

Households with Children				Single Person Households			
	Scenario 1	Scenario 2	Scenario 3	Scenario 4	Scenario 5	Scenario 6	Scenario 7
							
	Ontario Works	Minimum Wage Earner	Median Ontario Income	Ontario Works	Ontario Works	ODSP	Senior OAS / GIS
Income							
Total Monthly Income (After Tax)	\$2,175.00	\$2,765.00	\$6,954.00	\$1,979.00	\$721.00	\$1,191.00	\$1,525.00
Expenses							
Monthly Rent (may include heat/hydro)^a	3 Bedroom			2 Bedroom	Bachelor	1 Bedroom	
	\$1,092.00	\$1,092.00	\$1,092.00	\$940.00	\$605.00	\$762.00	\$762.00
Food^b	\$839.06	\$839.06	\$839.06	\$633.91	\$282.36	\$282.36	\$204.57
Funds Remaining for Other Basic Needs							
	\$243.94	\$833.94	\$5,022.94	\$405.09	\$(166.36)	\$146.64	\$558.43
% of Income Required for Rent	50%	39%	16%	47%	84%	64%	50%
% of Income Required to Purchase Healthy Food	39%	30%	12%	32%	39%	24%	13%

a - Rental costs calculations are from the Rental Market Report: Ontario Highlights. Canada Mortgage and Housing Corporation, Spring 2014. http://www.cmhc-schl.gc.ca/odpub/esub/64507/64507_2014_B01.pdf

b - Reference: Nutritious Food Basket Data Results 2014 for The Sudbury & District Health Unit - Includes Family size adjustment factors.

For more information please call 705.522.9200 ext 257

Ce document est disponible en français.