

SEP 16 2014

Ministry of  
Municipal Affairs  
and Housing

Ministère des  
Affaires municipales  
et du Logement

Assistant Deputy Minister's Office

Bureau du sous-ministre adjoint

Housing Division  
777 Bay St 14th Flr  
Toronto ON M5G 2E5  
Telephone: (416) 585-6738  
Fax: (416) 585-6800

Division du Logement  
777, rue Bay 14<sup>e</sup> étage  
Toronto ON M5G 2E5  
Téléphone: (416) 585-6738  
Télécopieur: (416) 585-6800



September 10, 2014

Mr. Fern Dominelli  
Chief Administrative Officer  
Manitoulin-Sudbury District Services Board  
210 Mead Boulevard  
Espanola, ON  
P5E 1R9

Dear Mr. Dominelli:

**Re: Community Homelessness Prevention Initiative (CHPI)  
Preliminary 2013-14 Year-End Results and Next Steps**

As we are midway through the second year of implementing the Community Homelessness Prevention Initiative (CHPI), I would like to take this opportunity to thank you for your ongoing participation in the program and to provide you with some highlights of the first year of the CHPI.


First of all, I am pleased to share with you the preliminary 2013-14 data for the CHPI. This data was gathered from Service Managers' 2013-14 Year-End Reports and represents Service Managers' information for the first full year of the CHPI. The CHPI 2013-14 Year-End Reports include financial and performance indicator data and were due to the Ministry on May 31, 2014. Please refer to the attached note for the detailed information.

In addition, as part of its year-end review process, the Ministry noted that there are some areas under the CHPI that may require future program adjustments. As part of our commitment to engage with Service Managers, the Ministry intends to establish a Service Manager Technical Advisory Group to provide input and advice as we continue with the implementation of the CHPI.

The Ministry will work with the City of Toronto and the Association of Municipalities of Ontario (AMO) to establish this group.

Once again, thank you for your participation in the CHPI. I look forward to continuing to work together as we move forward.

Sincerely,

A handwritten signature in blue ink, appearing to read "Janet Hope".

for Janet Hope  
Assistant Deputy Minister  
Housing Division

cc. Donna Moroso, Director of Integrated Social Services, Manitoulin-Sudbury  
District Services Board

Cindy Couillard, Team Lead, Regional Housing Services, Municipal Services  
Office-Northeastern

Christopher Ryter, Manager, Program Delivery – Aboriginal & Northern Unit,  
Housing Programs Branch

Brent Whitty, Manager, Housing Programs Branch

Mitra Maharaj, Manager, Housing Funding and Risk Management Branch

## Community Homelessness Prevention Initiative (CHPI) Summary of the Preliminary Year-End Results for 2013-14

The Ministry of Municipal Affairs and Housing (MMAH) has completed a preliminary analysis of the data collected from Service Managers' 2013-14 Year-End Reports for the Community Homelessness Prevention Initiative (CHPI).

The CHPI 2013-14 Year-End Reports were due to the Ministry by May 31, 2014 and were comprised of three sub-reports:

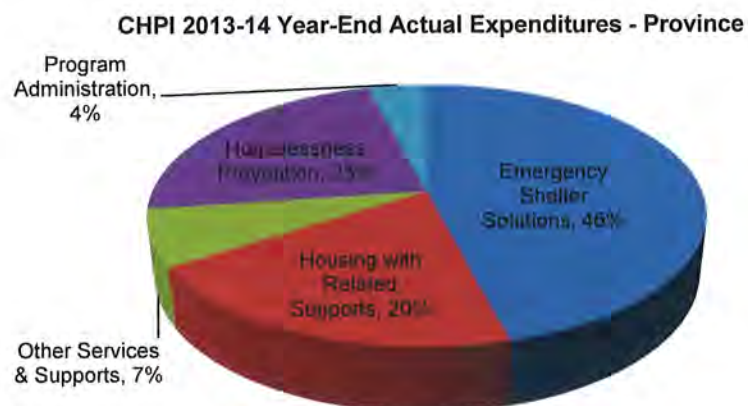
- Year-End Financial Report
- Year-End Performance Indicator Report
- Annual French Language Services (FLS) Report for those Service Managers with designated areas under the *French Language Services Act* (FLSA).

This note includes some highlights of the data from the Year-End Financial and Performance Indicator reports.

### **Financial Breakdown for 2013-14**

#### ***Provincial Funding:***

The total amount of CHPI funding for 2013-14 was \$246 million. Based on Service Managers' CHPI Year-End Reports, the following chart outlines the provincial breakdown of CHPI 2013-14 actual expenditures by service category:

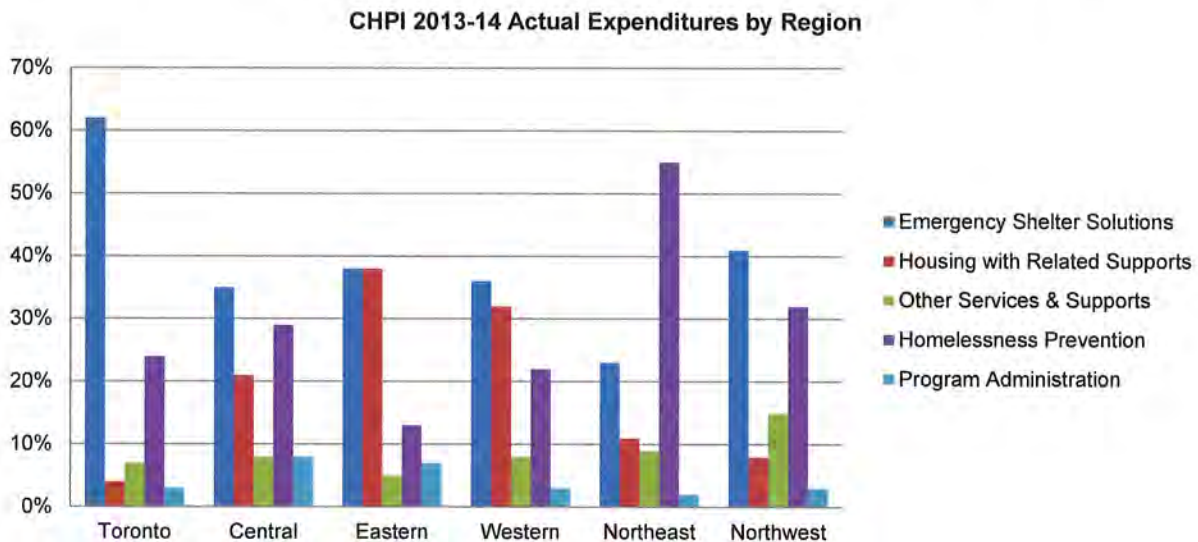


Compared to Service Managers' projected funding in their initial 2013-14 Investment Plans, the CHPI Year-End Actual Expenditures for 2013-14 remained relatively the same.

However, there was a slight increase in funding allocated to Emergency Shelter Solutions – most likely due to the harsh winter experienced this year, resulting in the need for additional shelter beds. The increase in the proportion of funding going to

Emergency Shelter Solutions resulted in a slight decrease in funding in other service categories.

In addition, the following chart compares the actual expenditures by service category for each of the six regions (Toronto, Central, Eastern, Western, Northeast and Northwest):



As outlined in the chart, the breakdown of the 2013-14 CHPI Year-End Actual Expenditures by service categories varied between regions. Some of the differences are described below:

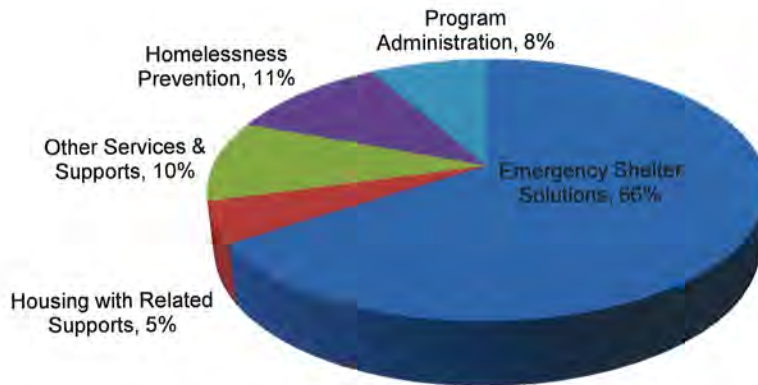
- The percentage of CHPI funding for Emergency Shelter Solutions is much greater in Toronto (62%) than in the other regions, likely attributable to the large number of shelters in Toronto. In fact, Emergency Shelter Solutions represented the service category with the largest percentage of CHPI funding in all regions except for the Northeast.
- In the Eastern and Western regions, a significant percentage of CHPI funds were used in the Housing with Related Supports service category. A reason for this may be that both the Eastern and Western regions tend to have a greater amount of housing formerly known as domiciliary hostels than the other regions.
- The Northeast region was the only region to use a majority (55%) of their CHPI funds in the Homelessness Prevention service category.

***Municipal Funding:***

In addition to their CHPI actual expenditures, the Year-End Financial Report also asked Service Managers to include the amount of municipal funding that they contributed to homelessness services. Out of 47 Service Managers, 28 reported that they contributed \$81,383,305 in municipal funds for homelessness services.

The following chart outlines the provincial breakdown of 2013-14 municipal funding by service category:

**Breakdown of Municipal Funding for Homelessness in 2013-14 - Province**



During the review of the year-end reports, the Ministry noted that some Service Managers suggested that the Ministry include an option for “Other Funding” in future CHPI Year-End Reports. “Other Funding” could be used to capture federal homelessness funding, as well as donations, fundraising, etc. The Ministry may consider this option for future reporting requirements.

### **Provincial Performance Indicator Data for 2013-14**

The CHPI 2013-14 Year-End Report is the first time that the Ministry has collected data on the performance indicators for the program.

The Year-End Performance Indicator Report consists of ten indicators that measure the two CHPI program outcomes:

Outcome	Indicator
#1 - People experiencing homelessness obtain and retain housing	1.1 - # of nights a household spends in emergency shelter
	1.2 - # of households moved from homelessness to transitional housing
	1.3 - # of households moved from homelessness to long-term housing
	1.4 - # of households moved from emergency shelter to transitional housing
	1.5 - # of households moved from emergency shelter to long-term housing
	1.6 - # of supports and services provided to households <b>experiencing homelessness</b> that are not related to the provision of accommodation but contribute to a positive change in housing status
#2 - People at risk of homelessness remain housed	2.1 - # of households moved from transitional housing to long-term housing
	2.2 - # of households at risk of homelessness that are stabilized (includes assistance with rental and energy arrears)
	2.3 - # of households receiving ongoing support/subsidy to retain their housing (at six months)
	2.4 - # of supports and services provided to households <b>at risk of homelessness</b> that are not related to the provision of accommodation but supports positive housing outcomes.

Some notes about the data:

- The performance indicator data for Outcomes 1 and 2 includes data on all indicators except for 1.1, 1.6 and 2.4. These indicators require further analysis as there were some inconsistencies in the data.
- It is possible that households captured under Outcome 1 may have also been captured under Outcome 2 (e.g. a household may have moved into long-term housing (Outcome 1) and retained that housing for at least six months (Outcome 2)).
- It is possible that households captured under one indicator may have also been captured under another indicator (e.g. a household that may have received assistance to prevent homelessness may have also retained that housing for at least six months).
- This data only includes the outcomes for activities funded with provincial CHPI funding; the data does not include the outcomes for activities funded through other sources.

### ***Outcome 1: People Experiencing Homelessness Obtain and Retain Housing***

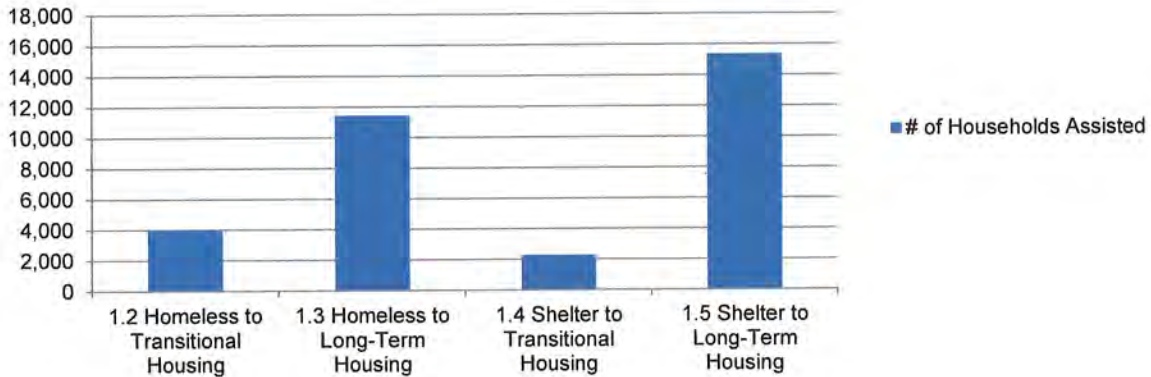
Based on the 2013-14 Year-End Reports, a total of 33,130 households experiencing homelessness were assisted in obtaining housing through the CHPI:

- 3,984 households moved from homelessness<sup>1</sup> to transitional housing (Indicator 1.2)
- 11,459 households moved from homelessness to long-term housing (Indicator 1.3)
- 2,302 households moved from shelters to transitional housing (Indicator 1.4)

<sup>1</sup> For CHPI reporting purposes, the definition of 'homelessness' does not include households residing in emergency shelters.

- 15,385 households moved from shelters to long-term housing (Indicator 1.5)

**Outcome 1 - Households Experiencing Homelessness Assisted in Obtaining Housing**  
Total = 33,130

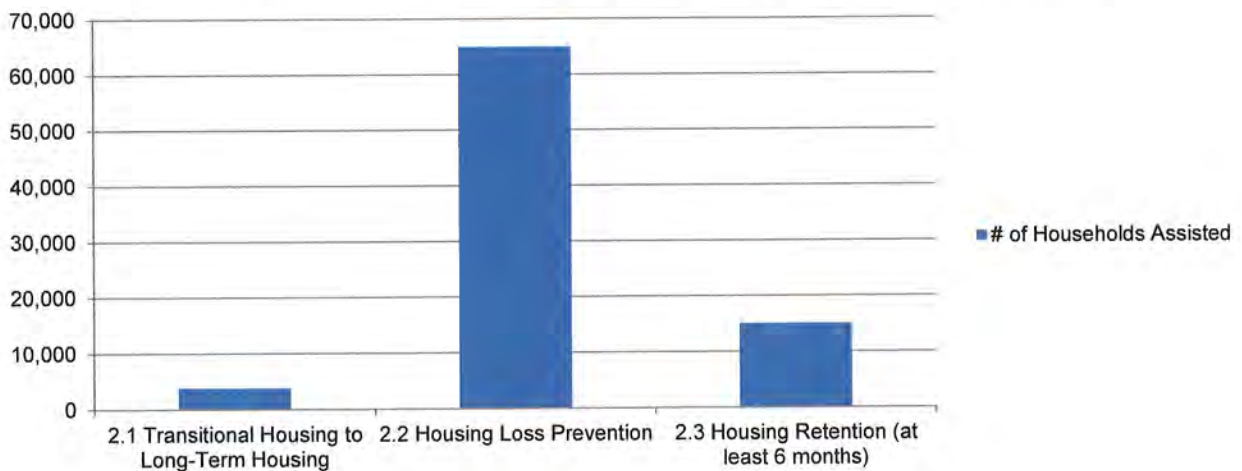


**Outcome 2: People At-Risk of Homelessness Remain Housed**

Based on the data received from Service Managers, a total of 83,867 households at-risk of homelessness were assisted with retaining their housing through the CHPI:

- 3,827 households moved from transitional housing to long-term housing (Indicator 2.1)
- 64,972 households were assisted with housing loss prevention (e.g. rent arrears, energy arrears, last month’s rent deposits, etc.) (Indicator 2.2)
- 15,068 households retained their housing for at least six months (Indicator 2.3)

**Outcome 2 - Households At-Risk of Homelessness Assisted with Retaining Housing**  
Total = 83,867



## **Next Steps**

The Ministry intends to continue its analysis of the financial and performance indicator data for 2013-14, including a breakdown of specific services and activities under the program.

In addition, the Ministry acknowledges that the CHPI 2013-14 performance indicator data is a first step to measuring results. MMAH is committed to working with Service Managers to make adjustments that improve the Ministry's ability to measure performance and better reflect how Service Managers are addressing homelessness in their communities.